

Human CD27 protein, His tag

Cat. No. GTX00124-pro

Applications Functional Assay**Species** Human**Package**

10 µg

Applications

Application Note

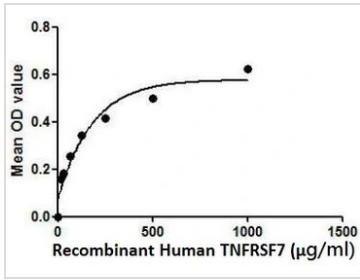
TNFRSF7 (Tumor necrosis factor receptor superfamily member 7), also known as CD27 antigen, is a member of the TNF-receptor superfamily. This receptor is thought to be involved in tumor necrosis factor-activated receptor activity by binding with TNFs. Thus, a binding ELISA assay was conducted to detect the association of TNFRSF7 with TNF α . Briefly, recombinant human TNFRSF7 were diluted serially in PBS with 0.01% BSA (pH 7.4). Duplicate samples of 100 µl were then transferred to TNF α -coated microtiter wells and incubated for 2h at 37°C. Wells were washed with PBST and incubated for 1h with anti-TNFRSF7 pAb, then aspirated and washed 3 times. After incubation with HRP labelled secondary antibody, wells were aspirated and washed 3 times. With the addition of substrate solution, wells were incubated 15-25 minutes at 37°C. Finally, add 50 µl stop solution to the wells and read at 450nm immediately. The binding activity of TNFRSF7 with TNF α was in a dose dependent manner.

Observed MW (kDa) 20 kDa.

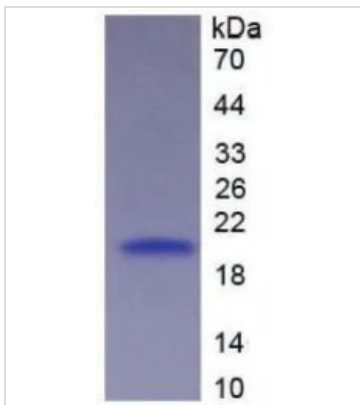
Properties

Form Lyophilized powder**Buffer** Reconstitute with 20mM Tris and 150mM NaCl to 0.1-1.0mg/ml. Do not vortex. Lyophilized from 20mM Tris, 150mM NaCl, 1mM EDTA, 1mM DTT, 0.01% SKL, 5% Trehalose.**Preservative** ProClin 300**Storage** For short-term storage (1-2 weeks), store at 4°C. For long-term storage, store at -20°C or below. After reconstitution, keep as concentrated solution. Avoid freeze-thaw cycles.**Region/Sequence** N-terminal His-Tag; Ser19~Asp188 (NP_001233.1)**Expression System** E. coli**Purity** > 95%**Endotoxin** < 1 EU/µg**Conjugation** Unconjugated**Note** For laboratory use only. Not for any clinical, therapeutic, or diagnostic use in humans or animals. Not for animal or human consumption.


For full product information, images and publications, please visit our [website](#).

DATA IMAGES

GTX00124-pro Functional Assay Image

Functional ELISA analysis of GTX00124-pro Human CD27 protein which can bind immobilized TNF alpha protein.


GTX00124-pro Image

SDS-PAGE analysis of GTX00124-pro Human CD27 protein.


GTX00124-pro Image

WB analysis of GTX00124-pro Human CD27 protein.



For full product information, images and publications, please visit our [website](#).