Human ARMET protein, His tag (active)

Cat. No. GTX00139-pro

Applications	Functional Assay
Species	Human

Package
10 µg

Applications

Application Note

MANF (Mesencephalic astrocyte-derived neurotrophic factor) is a prosurvival protein that protects the cells when applied intracellularly in vitro or extracellularly in vivo. Recently, MANF has also been proven to inhibit cell proliferation and ER stress-induced cell death and also affects cell size and morphology under certain conditions. Thus the bioactivity of human recombinant MANF were detected using U87-MG. Briefly, U87-MG cells were seeded into triplicate wells of 96-well plates at a density of 2000 cells/well and allowed to attach overnight, then the medium was replaced with serum-free standard DMEM prior to the addition of various concentrations of MANF. After incubated for 48h, cells were observed by inverted microscope that MANF inhibited cell proliferation of U87-MG and affected cell size and morphology.

Observed MW (kDa)	22 kDa.

Properties

Form	Lyophilized powder
Buffer	Reconstitute with 20mM Tris and 150mM NaCl to 0.1-1.0mg/ml. Do not vortex. Lyophilized from 20mM Tris, 150mM NaCl, 1mM EDTA, 1mM DTT, 0.01% SKL, 5% Trehalose.
Preservative	ProClin 300
Storage	For short-term storage (1-2 weeks), store at 4ºC. For long-term storage, store at -20ºC or below. After reconstitution, keep as concentrated solution. Avoid freeze-thaw cycles.
Region/Sequence	N-terminal His-Tag; Gly28~Leu182 (NP_006001.4)
Expression System	E. coli
Purity	> 90%
Endotoxin	< 1 EU/µg
Conjugation	Unconjugated
Note	For laboratory use only. Not for any clinical, therapeutic, or diagnostic use in humans or animals. Not for animal or human consumption.

For full product information, images and publications, please visit our website.

GeneTex, Inc. (North America)
1-877-436-3839 (Toll-free) 1-949-309-2888 sales@genetex.com

GeneTex International Corporation (Global)
886-3-6208988 886-3-6208989 infoasia@genetex.com

© 2018 GeneTex Inc. All rights reserved.

DATA IMAGES

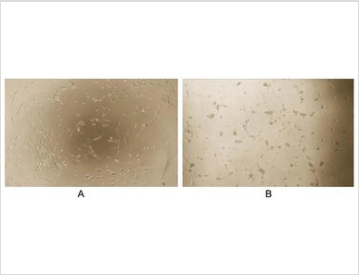

GTX00139-pro Functional Assay Image

Cell suppression effect of GTX00139-pro Human ARMET protein (active).
(A) Unstimulated U87-MG cells cultured in DMEM for 48hrs.
(B) U87-MG cells cultured in DMEM, stimulated with 0.01 ng/ml MANF for 48hrs.

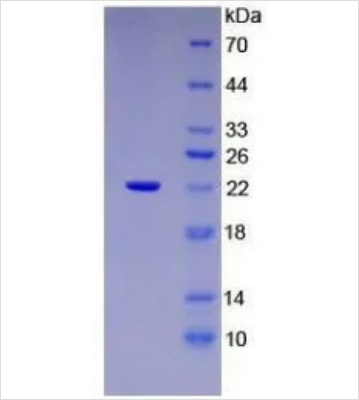

GTX00139-pro Image

SDS-PAGE analysis of GTX00139-pro Human ARMET protein (active).



GTX00139-pro Image

WB analysis of GTX00139-pro Human ARMET protein (active).

For full product information, images and publications, please visit our website.

GeneTex, Inc. (North America)
1-877-436-3839 (Toll-free) 1-949-309-2888 sales@genetex.com

GeneTex International Corporation (Global)
886-3-6208988 886-3-6208989 infoasia@genetex.com

© 2018 GeneTex Inc. All rights reserved.