

Human IL17 Receptor C protein, His tag

Cat. No. GTX00143-pro

Applications Functional Assay**Species** Human**Package**

10 µg

Applications

Application Note

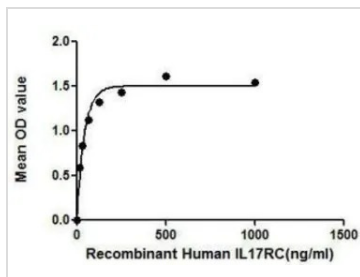
IL17RC (Interleukin-17 receptor C) is a receptor for IL17A and IL17F homodimers as part of a heterodimeric complex with IL17RA. This protein is expressed in nonhemopoietic tissues, and binds both IL-17A and IL-17F with similar affinities. A binding ELISA assay was conducted to detect the association of IL17RC with IL17RA. Briefly, IL17RC were diluted serially in PBS with 0.01% BSA (pH 7.4). Duplicate samples of 100 µl were then transferred to IL17RA-coated microtiter wells and incubated for 2h at 37°C. Wells were washed with PBST and incubated for 1h with anti-IL17RC pAb, then aspirated and washed 3 times. After incubation with HRP labelled secondary antibody, wells were aspirated and washed 3 times. With the addition of substrate solution, wells were incubated 15-25 minutes at 37°C. Finally, add 50 µl stop solution to the wells and read at 450nm immediately. The binding activity of IL17RC with IL17RA was in a dose dependent manner.

Observed MW (kDa) 26 kDa.

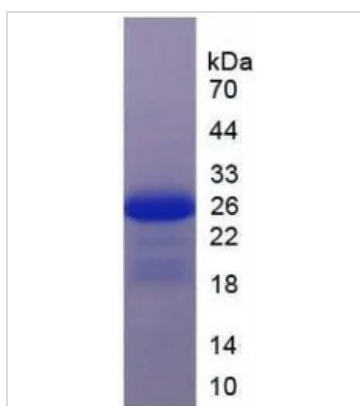
Properties

Form Lyophilized powder**Buffer** Reconstitute with 10mM PBS (pH7.4) to 0.1-1.0mg/ml. Do not vortex. Lyophilized from PBS (pH7.4), 0.01% SKL, 1mM DTT, 5% Trehalose.**Preservative** ProClin 300**Storage** For short-term storage (1-2 weeks), store at 4°C. For long-term storage, store at -20°C or below. After reconstitution, keep as concentrated solution. Avoid freeze-thaw cycles.**Region/Sequence** N-terminal His-Tag; Asn257~Asn477① (NP_001190192.1)**Expression System** E. coli**Purity** > 97%**Endotoxin** < 1 EU/µg**Conjugation** Unconjugated**Note** For laboratory use only. Not for any clinical, therapeutic, or diagnostic use in humans or animals. Not for animal or human consumption.

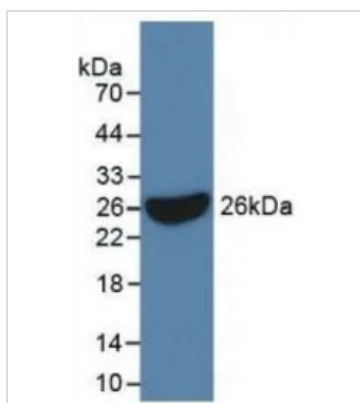
For full product information, images and publications, please visit our [website](#).

DATA IMAGES

GTx00143-pro Functional Assay Image

Functional ELISA analysis of GTx00143-pro Human IL17 Receptor C protein which can bind immobilized IL17RA protein.


GTx00143-pro Image

SDS-PAGE analysis of GTx00143-pro Human IL17 Receptor C protein.


GTx00143-pro Image

WB analysis of GTx00143-pro Human IL17 Receptor C protein.



For full product information, images and publications, please visit our [website](https://www.genetex.com).