

## Human MAGP1 protein, His tag

**Cat. No. GTX00174-pro****Applications** Functional Assay**Species** Human**Package**

10 µg

## Applications

**Application Note**

Microfibrillar-associated protein 2 (MFAP2) is an O-glycosylated protein which excreted to the extracellular space and the extracellular matrix. MFAP2 combine biglycan and elastin to form a ternary complex. MFAP2 plays a key role in the support and distensibility of the juxtacanalicular region of these collector channels. It also can inhibit LTB-1 binding to fibrillin-1, stimulate the phosphorylation of Smad2, and thereby mediate the subsequent extracellular deposition of latent TGFbeta. Besides, Fibrillin 1 (FBN1) has been identified as an interactor of MFAP2, thus a binding ELISA assay was conducted to detect the interaction of recombinant human MFAP2 and recombinant human FBN1. Briefly, MFAP2 were diluted serially in PBS, with 0.01% BSA (pH 7.4). Duplicate samples of 100 µl were then transferred to FBN1-coated microtiter wells and incubated for 2h at 37°C. Wells were washed with PBST and incubated for 1h with anti-MFAP2 pAb, then aspirated and washed 3 times. After incubation with HRP labelled secondary antibody, wells were aspirated and washed 3 times. With the addition of substrate solution, wells were incubated 15-25 minutes at 37°C. Finally, add 50 µl stop solution to the wells and read at 450nm immediately. The binding activity of MFAP2 and FBN1 was in a dose dependent manner.

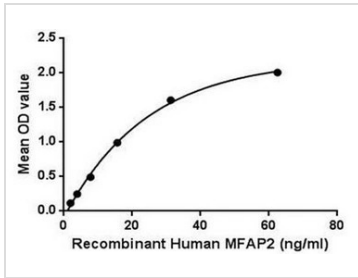
**Observed MW (kDa)** 38 kDa.

## Properties

**Form** Lyophilized powder**Buffer** Reconstitute with 20mM Tris and 150mM NaCl to 0.1-1.0mg/ml. Do not vortex. Lyophilized from 20mM Tris, 150mM NaCl, 1mM EDTA, 1mM DTT, 0.01% SKL, 5% Trehalose.**Preservative** ProClin 300**Storage** For short-term storage (1-2 weeks), store at 4°C. For long-term storage, store at -20°C or below. After reconstitution, keep as concentrated solution. Avoid freeze-thaw cycles.**Region/Sequence** N-terminal His-Tag; Leu6~Val162 (NP\_001128719.1)**Expression System** HEK293 cells**Purity** > 95%**Endotoxin** < 1 EU/µg**Conjugation** Unconjugated**Note** For laboratory use only. Not for any clinical, therapeutic, or diagnostic use in humans or animals. Not for animal or human consumption.

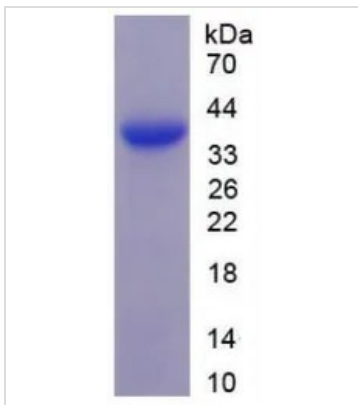
For full product information, images and publications, please visit our [website](#).

DATA IMAGES




**GTX00174-pro Functional Assay Image**

Functional ELISA analysis of GTX00174-pro Human MAGP1 protein which can bind immobilized FBN1 protein.



**GTX00174-pro Image**

SDS-PAGE analysis of GTX00174-pro Human MAGP1 protein.



**GTX00174-pro Image**

WB analysis of GTX00174-pro Human MAGP1 protein.



For full product information, images and publications, please visit our [website](#).