

Human TFPI2 protein, His tag (active)

Cat. No. GTX00278-pro**Applications** Functional Assay**Species** Human**Package**

10 µg

Applications

Application Note

Tissue Factor Pathway Inhibitor 2 (TFPI2) takes part in the regulation of plasmin-mediated matrix remodeling. Inhibits trypsin, plasmin, factor VIIa/tissue factor and weakly factor Xa. TFPI2 does not have any influence on thrombin. TFPI2 also can inhibit MMP activity, which can hydrolyze gelatin under certain conditions. Thus, the activity of TFPI2 can be measured by inhibit MMP-2 hydrolyze gelatin. Gelatin zymography is mainly used for the detection of the gelatinases, 2µg/ml was denatured by SDS loading buffer, electrophoresed through sodium dodecylsulphate–polyacrylamide gel (SDS–PAGE; 8% gels) containing gelatin (1 mg/ml) with nonreducing conditions. After renaturation, incubate with various concentrations of recombinant human TFPI2, then staining with coomassie brilliant blue G250, active MMP-2 would hydrolyze gelatin nearby, which was indicated by the white binds on the gel; if the activity of MMP-2 inhibit by TFPI2, there was none white binds on the gel. MMP-2 can be inhibited by recombinant human TFPI2 at least 5µg/ml.

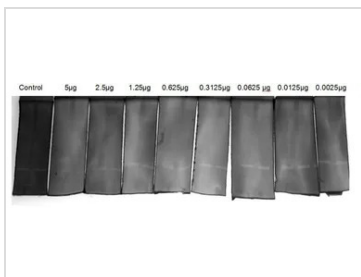
Observed MW (kDa) 27 kDa.

Properties

Form Lyophilized powder**Buffer** Reconstitute with 100 mM NaHCO₃ and 500 mM NaCl (pH8.3) to 0.1-1.0 mg/mL. Do not vortex. Lyophilized from 100 mM NaHCO₃ (pH 8.3) with 500 mM NaCl, 1 mM EDTA, 1 mM DTT, 0.01% SKL, 5% Trehalose.**Preservative** ProClin 300**Storage** For short-term storage (1-2 weeks), store at 4°C. For long-term storage, store at -20°C or below. After reconstitution, keep as concentrated solution. Avoid freeze-thaw cycles.**Region/Sequence** N-terminal His-Tag; Asp23~Phe235 (NP_001257932.1)**Expression System** E. coli**Purity** > 95%**Endotoxin** < 1 EU/µg**Conjugation** Unconjugated**Note** For laboratory use only. Not for any clinical, therapeutic, or diagnostic use in humans or animals. Not for animal or human consumption.

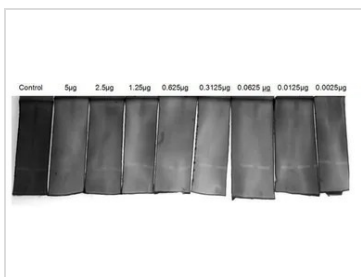
For full product information, images and publications, please visit our [website](#).

DATA IMAGES



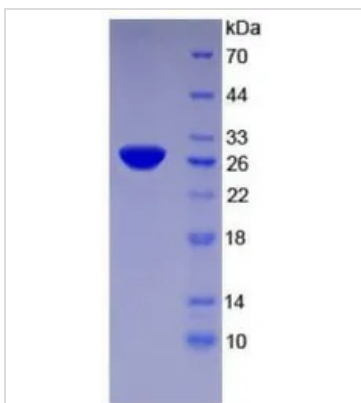
GTX00278-pro Functional Assay Image

MMP-2 inhibition assay by various concentrations of GTX00278-pro Human TFPI2 protein (active) on gelatin hydrolysis. MMP-2 can be inhibited by Human TFPI2 protein (active) at least 5 µg/mL.



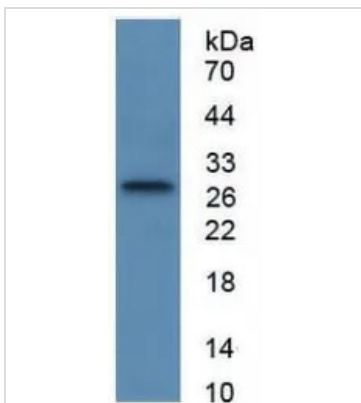
GTX00278-pro Functional Assay Image

Hydrolysis assay on gelatin (1 mg/ml) with nonreducing conditions induced by various concentrations of GTX00278-pro Human TFPI2 protein (active). MMP-2 protein can be inhibited by Human TFPI2 protein (active) at least 5 µg/ml.



GTX00278-pro Image

SDS-PAGE analysis of GTX00278-pro Human TFPI2 protein (active).



GTX00278-pro Image

WB analysis of GTX00278-pro Human TFPI2 protein (active).



For full product information, images and publications, please visit our [website](#).