

Mouse Gremlin 1 protein, His tag (active)

Cat. No. GTX00318-pro

Applications Functional Assay

Species Mouse

Package

10 µg

Applications

Application Note

Gremlin (GREM1) is an inhibitor in the TGF beta signaling pathway. GREM1 and other BMP antagonists are important in the survival of cancer stroma survival and proliferation in some cancers. The protein expression is found in many cancers and is thought to play important roles in uterine cervix, lung, ovary, kidney, breast, colon, pancreas, and sarcoma carcinomas. A proliferation assay was conducted to detect the bioactivity of recombinant mouse GREM1 using A549 cells. Briefly, A549 cells were seeded into triplicate wells of 96-well plates at a density of 5000 cells/well and allowed to attach, replaced with serum-free overnight, then the medium was replaced with 2% serum standard DMEM prior to the addition of various concentrations of GREM1. After incubated for 96h, cells were observed by inverted microscope and cell proliferation was measured by Cell Counting Kit-8 (CCK-8). Briefly, 10 µl of CCK-8 solution was added to each well of the plate, then the absorbance at 450nm was measured using a microplate reader after incubating the plate for 1-4 hours at 37°C. Proliferation of A549 cells after incubation with GREM1 for 96h observed by inverted microscope. Cell viability was assessed by CCK-8 (Cell Counting Kit-8) assay after incubation with recombinant GREM1 for 96h that GREM1 significantly increased cell viability of A549 cells.

Observed MW (kDa) 27 kDa.

Properties

Form Lyophilized powder

Buffer Batch dependent (please contact us for details)

Storage For short-term storage (1-2 weeks), store at 4°C. For long-term storage, store at -20°C or below. After reconstitution, keep as concentrated solution. Avoid freeze-thaw cycles.

Region/Sequence N-terminal His-Tag; Lys25~Asp184 (NP_035954.1)

Expression System E. coli

Purity > 90%

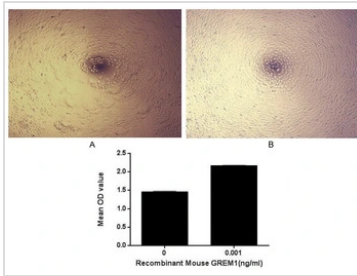
Endotoxin < 1 EU/µg

Conjugation Unconjugated

Note For laboratory use only. Not for any clinical, therapeutic, or diagnostic use in humans or animals. Not for animal or human consumption.




For full product information, images and publications, please visit our [website](#).

DATA IMAGES

GTX00318-pro Functional Assay Image

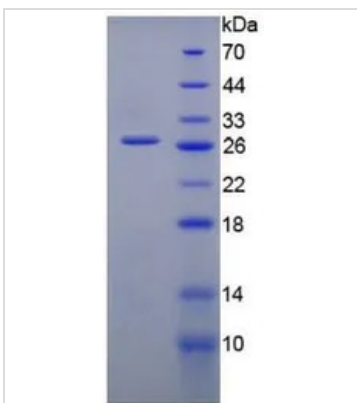
Cell proliferation effect of GTX00318-pro Mouse Gremlin 1 protein (active). Cell viability was measured by Cell Counting Kit-8 (CCK-8).

(A) Unstimulated A549 cells cultured in DMEM for 96hrs.

(B) A549 cells cultured in DMEM, stimulated with 1 ng/ml GREM1 for 96hrs.


GTX00318-pro Image

WB analysis of GTX00318-pro Mouse Gremlin 1 protein (active).


GTX00318-pro Image

SDS-PAGE analysis of GTX00318-pro Mouse Gremlin 1 protein (active).



For full product information, images and publications, please visit our [website](http://www.genetex.com).