

IKB alpha (phospho Ser32) antibody [GT1205]

Cat. No. GTX00967

Host	Rabbit
Clonality	Monoclonal
Isotype	IgG
Applications	WB
Reactivity	Human, Mouse, Rat

References (1)

Package

100 µl

Applications

Application Note

*Optimal dilutions/concentrations should be determined by the researcher.

Suggested dilution	Recommended dilution
WB	1:500 - 1:2000
Not tested in other applications.	

Calculated MW 36 kDa. ([Note](#))

Properties

Form	Liquid
Buffer	PBS, 50% Glycerol
Preservative	0.02% Sodium azide
Storage	Store as concentrated solution. Centrifuge briefly prior to opening vial. For short-term storage (1-2 weeks), store at 4°C. For long-term storage, aliquot and store at -20°C or below. Avoid multiple freeze-thaw cycles.
Concentration	Batch dependent (Please refer to the vial label for the specific concentration.)
Immunogen	A synthesized peptide derived from human Phospho-IKB alpha (S32).
Purification	Purified by affinity chromatography
Conjugation	Unconjugated

Note

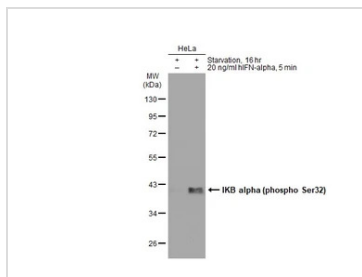
For laboratory research use only. Not for any clinical, therapeutic, or diagnostic use in humans or animals. Not for animal or human consumption.

Purchasers shall not, and agree not to enable third parties to, analyze, copy, reverse engineer or otherwise attempt to determine the structure or sequence of the product.



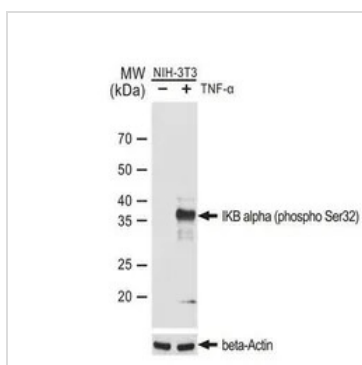
For full product information, images and publications, please visit our [website](#).

DATA IMAGES



GTX00967 WB Image

Untreated (-) and treated (+) HeLa whole cell extracts (30 μ g) were separated by 10% SDS-PAGE, and the membrane was blotted with IKB alpha (phospho Ser32) antibody [GT1205] (GTX00967) diluted at 1:500. The HRP-conjugated anti-rabbit IgG antibody (GTX213110-01) was used to detect the primary antibody.

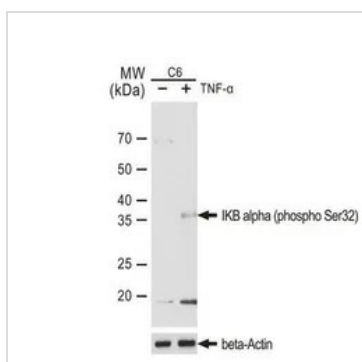


GTX00967 WB Image

WB analysis of NIH-3T3 cell extracts with/without TNF- α (20 ng/ml, 37°C, 30min) treatment using GTX00967 IKB alpha (phospho Ser32) antibody [GT1205].

Dilution : 1:1000

Loading : 25 μ g



GTX00967 WB Image

WB analysis of C6 cell extracts with/without TNF- α (20 ng/ml, 37°C, 30min) treatment using GTX00967 IKB alpha (phospho Ser32) antibody [GT1205].

Dilution : 1:1000

Loading : 25 μ g



For full product information, images and publications, please visit our [website](https://www.genetex.com).