beta 2 Microglobulin antibody [B2M/1857R]

Cat. No. GTX02596

Host	Rabbit
Clonality	Monoclonal
Isotype	IgG
Applications	WB, ICC/IF, IHC-P, FCM, ELISA
Reactivity	Human

Package
100 µg

Applications

Application Note

*Optimal dilutions/concentrations should be determined by the researcher.

Suggested dilution	Recommended dilution
WB	1-2 µg/ml
ICC/IF	Assay dependent
IHC-P	1-2 µg/ml
FCM	1-2 µg/million cells
ELISA	Assay dependent

Note : Staining of formalin-fixed tissues requires heating tissue sections in 10mM Tris buffer with 1mM EDTA (pH 9.0) for 45 min at 95°C followed by cooling at RT for 20 minutes.
For ELISA coating, recommend using BSA-free format (please contact us for PBS only format).

Not tested in other applications.

Calculated MW	14 kDa. (Note)

Properties

Form	Liquid
Buffer	PBS, 0.05% BSA
Preservative	0.05% Sodium azide
Storage	Store as concentrated solution. Centrifuge briefly prior to opening vial. Store at 4°C.
Concentration	200 µg/ml (Please refer to the vial label for the specific concentration.)
Immunogen	Recombinant full-length human B2M protein
Purification	Protein A purified
Conjugation	Unconjugated

For full product information, images and publications, please visit our website.

GeneTex, Inc. (North America)
1-877-436-3839 (Toll-free) 1-949-309-2888 sales@genetex.com
GeneTex International Corporation (Global)
886-3-6208988 886-3-6208989 infoasia@genetex.com

© 2018 GeneTex Inc. All rights reserved.

Note

For laboratory research use only. Not for any clinical, therapeutic, or diagnostic use in humans or animals. Not for animal or human consumption.

Purchasers shall not, and agree not to enable third parties to, analyze, copy, reverse engineer or otherwise attempt to determine the structure or sequence of the product.

DATA IMAGES

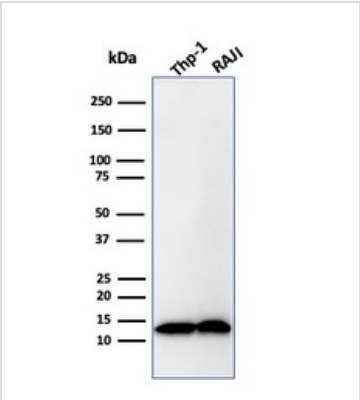

GTX02596 WB Image

WB analysis of various samples using GTX02596 beta 2 Microglobulin antibody [B2M/1857R].
Lane 1 : THP-1 whole cell lysate
Lane 2 : Raji whole cell lysate

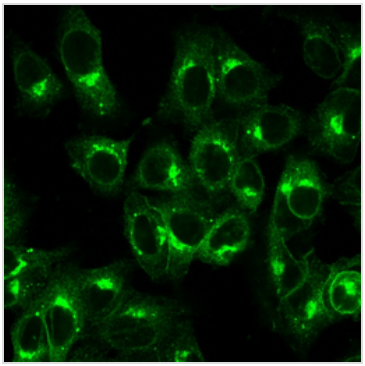

GTX02596 ICC/IF Image

ICC/IF analysis of PFA fixed HeLa cells using GTX02596 beta 2 Microglobulin antibody [B2M/1857R].
Green : Primary antibody

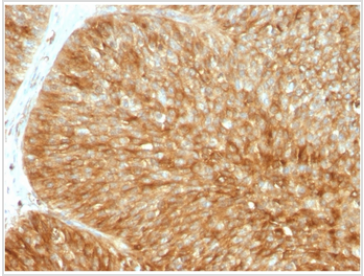

GTX02596 IHC-P Image

IHC-P analysis of human bladder carcinoma section using GTX02596 beta 2 Microglobulin antibody [B2M/1857R].

For full product information, images and publications, please visit our website.

GeneTex, Inc. (North America)
1-877-436-3839 (Toll-free) 1-949-309-2888 sales@genetex.com
GeneTex International Corporation (Global)
886-3-6208988 886-3-6208989 infoasia@genetex.com
© 2018 GeneTex Inc. All rights reserved.