

Keratin 77 antibody [KRTL/4440R]

Cat. No. GTX02666

Host	Rabbit
Clonality	Monoclonal
Isotype	IgG
Applications	IHC-P
Reactivity	Human

Package
100 µg

Applications

Application Note

*Optimal dilutions/concentrations should be determined by the researcher.

Suggested dilution	Recommended dilution
IHC-P	1-2 µg/ml

Note : Staining of formalin-fixed tissues requires heating tissue sections in 10mM Tris buffer with 1mM EDTA (pH 9.0) for 45 min at 95°C followed by cooling at RT for 20 minutes.

Not tested in other applications.

Product Note

This antibody can detect high molecular weight CK10, CK14, CK15 and CK16 and low molecular weight CK19. It usually used in a cytokeratin cocktail with type II cytokeratin antibody.

Properties

Form	Liquid
Buffer	PBS, 0.05% BSA
Preservative	0.05% Sodium azide
Storage	Store as concentrated solution. Centrifuge briefly prior to opening vial. Store at 4°C.
Concentration	200 µg/ml (Please refer to the vial label for the specific concentration.)
Immunogen	Synthetic peptide corresponding to human Type I Cytokeratins residues within aa100-200
Purification	Protein A/G purified
Conjugation	Unconjugated

Note

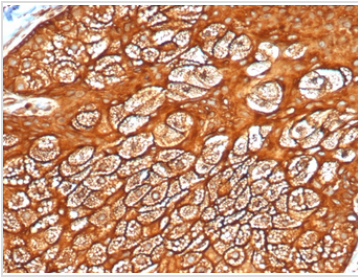
For laboratory research use only. Not for any clinical, therapeutic, or diagnostic use in humans or animals. Not for animal or human consumption.

Purchasers shall not, and agree not to enable third parties to, analyze, copy, reverse engineer or otherwise attempt to determine the structure or sequence of the product.



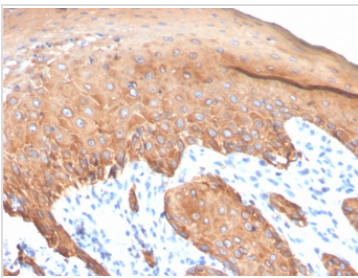
For full product information, images and publications, please visit our [website](#).

DATA IMAGES



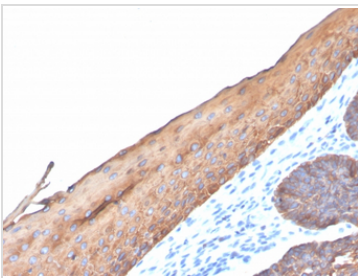
GTX02666 IHC-P Image

IHC-P analysis of human colon carcinoma section using GTX02666 Keratin 77 antibody [KRTL/4440R].



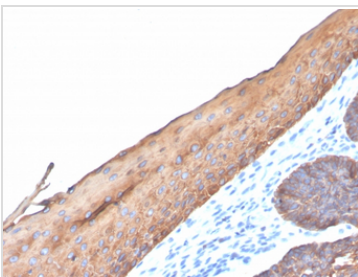
GTX02666 IHC-P Image

IHC-P analysis of human colon carcinoma section using GTX02666 Keratin 77 antibody [KRTL/4440R].



GTX02666 IHC-P Image

IHC-P analysis of human colon carcinoma section using GTX02666 Keratin 77 antibody [KRTL/4440R].



GTX02666 IHC-P Image

IHC-P analysis of human colon carcinoma section using GTX02666 Keratin 77 antibody [KRTL/4440R].



For full product information, images and publications, please visit our [website](#).