

# IL12B / IL12 p40 antibody [MT86 + MT221]

**Cat. No. GTX02957**

<b>Host</b>	Mouse
<b>Clonality</b>	Multiclonal
<b>Isotype</b>	IgG1
<b>Applications</b>	ELISA, Sandwich ELISA
<b>Reactivity</b>	Human, Monkey

**Package**  
250 µg

## Applications

### Application Note

\*Optimal dilutions/concentrations should be determined by the researcher.

Suggested dilution	Recommended dilution
ELISA	Assay dependent
Sandwich ELISA	Assay dependent

**Note : Capture: GTX02957, Detection: GTX03013-02 (MT704 for p70) / GTX02956-02 (MT618 for p40) / GTX02983-02.**

Not tested in other applications.

### Product Note

This antibody is able to detect native and recombinant human p40 subunit of IL-12 and IL-23. In combination with MT704 for detection of IL-12 p70 heterodimer (p40 + p35), with MT618 for detection of IL-12/IL-23 (p40), and with MT155 for detection of IL-23 heterodimer (p40 + p19).

## Properties

<b>Form</b>	Liquid
<b>Buffer</b>	PBS
<b>Preservative</b>	0.02% Sodium azide
<b>Storage</b>	Store as concentrated solution. Centrifuge briefly prior to opening vial. For short-term storage (1-2 weeks), store at 4°C. For long-term storage, aliquot and store at -20°C or below. Avoid multiple freeze-thaw cycles.
<b>Concentration</b>	0.5 mg/ml (Please refer to the vial label for the specific concentration.)
<b>Immunogen</b>	Recombinant human IL-23
<b>Purification</b>	Protein G purified From tissue culture supernatant
<b>Conjugation</b>	Unconjugated

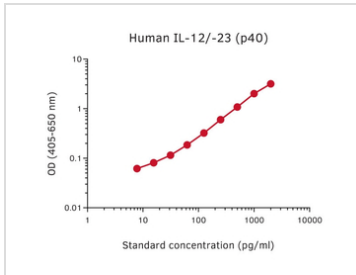


For full product information, images and publications, please visit our [website](#).

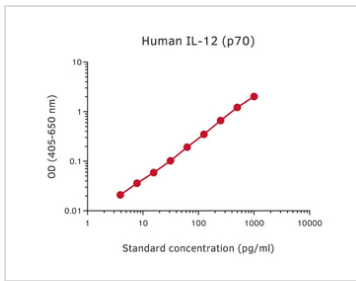
For laboratory research use only. Not for any clinical, therapeutic, or diagnostic use in humans or animals. Not for animal or human consumption.

**Note**

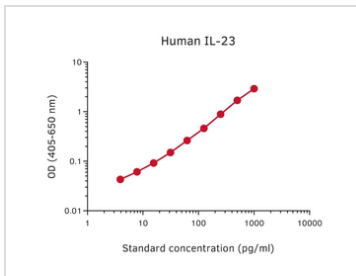
Purchasers shall not, and agree not to enable third parties to, analyze, copy, reverse engineer or otherwise attempt to determine the structure or sequence of the product.

**DATA IMAGES**

**GTX02957 ELISA Image**

Sandwich ELISA analysis of human IL-12/-23 (p40) protein using GTX02957 IL12B / IL12 p40 antibody [MT86 + MT221] as coating antibody and GTX02956-02 IL12B / IL12 p40 antibody [MT618] (Biotin) as detecting antibody.


**GTX02957 ELISA Image**

Sandwich ELISA analysis of human IL-12 (p70) protein using GTX02957 IL12B / IL12 p40 antibody [MT86 + MT221] as coating antibody and GTX03013-02 IL12 p70 antibody [MT704] (Biotin) as detecting antibody.


**GTX02957 ELISA Image**

Sandwich ELISA analysis of human IL-23 protein using GTX02957 IL12B / IL12 p40 antibody [MT86 + MT221] as coating antibody and GTX02983-02 L23A / IL23 p19 antibody [MT155] (Biotin) as detecting antibody.



For full product information, images and publications, please visit our [website](#).