

Integrin alpha V + beta 5 antibody

Cat. No. GTX03382

Host	Rabbit
Clonality	Polyclonal
Isotype	IgG
Applications	WB, IHC-P, FCM
Reactivity	Human, Mouse

Package
100 µl

Applications

Application Note

*Optimal dilutions/concentrations should be determined by the researcher.

Suggested dilution	Recommended dilution
WB	Assay dependent
IHC-P	Assay dependent
FCM	Assay dependent

Not tested in other applications.

Properties

Form	Liquid
Buffer	1% BSA, 50% glycerol
Preservative	0.09% Sodium azide
Storage	Store as concentrated solution. Centrifuge briefly prior to opening vial. For short-term storage (1-2 weeks), store at 4°C. For long-term storage, aliquot and store at -20°C or below. Avoid multiple freeze-thaw cycles.
Concentration	1 mg/ml (Please refer to the vial label for the specific concentration.)
Immunogen	KLH conjugated synthetic peptide derived from human Integrin beta 5 and Integrin alpha V.
Purification	Protein A purified
Conjugation	Unconjugated

Note

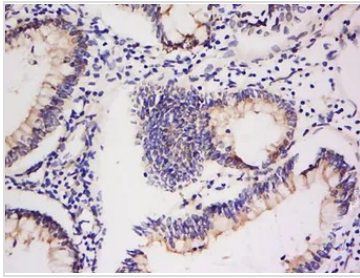
For laboratory research use only. Not for any clinical, therapeutic, or diagnostic use in humans or animals. Not for animal or human consumption.

Purchasers shall not, and agree not to enable third parties to, analyze, copy, reverse engineer or otherwise attempt to determine the structure or sequence of the product.



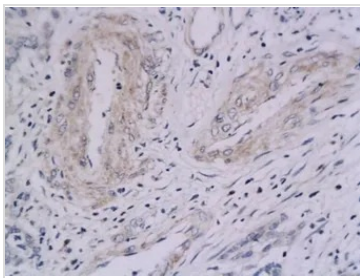
For full product information, images and publications, please visit our [website](#).

DATA IMAGES



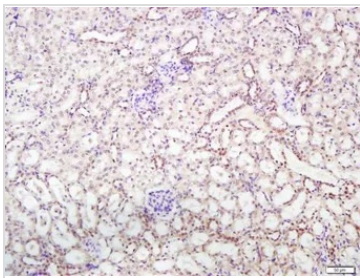
GTX03382 IHC-P Image

IHC-P analysis of human colon carcinoma tissue using GTX03382 Integrin alpha V + beta 5 antibody.
Dilution : 1:200



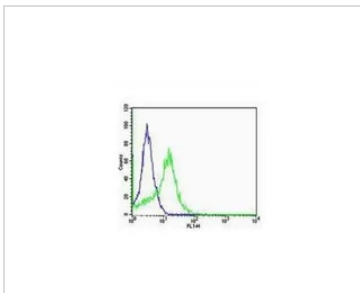
GTX03382 IHC-P Image

IHC-P analysis of cervical cancer tissue using GTX03382 Integrin alpha V + beta 5 antibody.



GTX03382 IHC-P Image

IHC-P analysis of mouse kidney tissue using GTX03382 Integrin alpha V + beta 5 antibody.
Antigen retrieval : Boiling in sodium citrate buffer (pH6.0) for 15min.
Dilution : 1:400



GTX03382 FCM Image

FACS analysis of A549 cells using GTX03382 Integrin alpha V + beta 5 antibody.
Dilution : 1:100



For full product information, images and publications, please visit our [website](#).