

# Mouse Annexin II protein, His and TrxA tag

**Cat. No. GTX03782-pro**

**Applications** WB, Functional Assay

**Species** Mouse

**Package**

10 µg

## Applications

### Application Note

Annexin A2 (ANXA2) also known as annexin II is a member of the annexin family. Members of this calcium-dependent phospholipid-binding protein family play a role in the regulation of cellular growth and in signal transduction pathways. This protein functions as an autocrine factor which heightens osteoclast formation and bone resorption. It is a calcium-dependent phospholipid-binding protein whose function is to help organize exocytosis of intracellular proteins to the extracellular domain. Besides, S100 Calcium Binding Protein A10 (S100A10) has been identified as an interactor of ANXA2, thus a binding ELISA assay was conducted to detect the interaction of recombinant mouse ANXA2 and recombinant mouse S100A10. Briefly, ANXA2 were diluted serially in PBS, with 0.01% BSA (pH 7.4). Duplicate samples of 100 µl were then transferred to S100A10-coated microtiter wells and incubated for 2h at 37°C. Wells were washed with PBST and incubated for 1h with anti-ANXA2 pAb, then aspirated and washed 3 times. After incubation with HRP labelled secondary antibody, wells were aspirated and washed 3 times. With the addition of substrate solution, wells were incubated 15-25 minutes at 37°C. Finally, add 50 µl stop solution to the wells and read at 450nm immediately. The binding activity of ANXA2 and S100A10 was in a dose dependent manner.

**Observed MW (kDa)** 55 kDa.

## Properties

**Form** Lyophilized powder

**Buffer** Reconstitute with 10mM PBS (pH7.4) to 0.1-1.0 mg/mL. Do not vortex. Lyophilized from PBS pH7.4, 0.01% SKL, 5% Trehalose.

**Preservative** No preservatives

**Storage** For short-term storage (1-2 weeks), store at 4°C. For long-term storage, store at -20°C or below. After reconstitution, keep as concentrated solution. Avoid freeze-thaw cycles.

**Region/Sequence** Full length protein, N-terminal His and TrxA Tag; Met1~Asp339 (NP\_031611.1)

**Expression System** E. coli

**Purity** > 97%

**Endotoxin** < 1 EU/µg

**Conjugation** Unconjugated

### Note


For laboratory research use only. Not for any clinical, therapeutic, or diagnostic use in humans or animals. Not for animal or human consumption.

Purchasers shall not, and agree not to enable third parties to, analyze, copy, reverse engineer or otherwise attempt to determine the structure or sequence of the product.



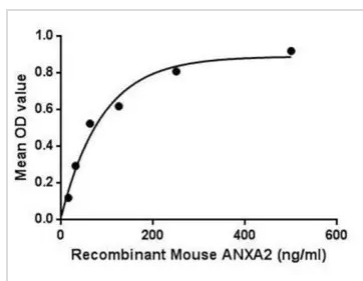
For full product information, images and publications, please visit our [website](#).

DATA IMAGES



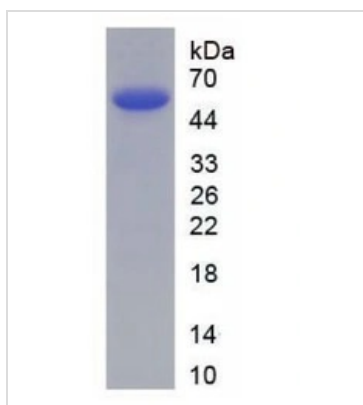
**GTX03782-pro WB Image**

WB analysis of GTX03782-pro Mouse Annexin II protein.



**GTX03782-pro Functional Assay Image**

Functional ELISA analysis of GTX00332-pro Mouse Annexin II protein which can bind immobilized S100A10 protein.



**GTX03782-pro Image**

SDS-PAGE analysis of GTX03782-pro Mouse Annexin II protein.



For full product information, images and publications, please visit our [website](#).