

Mouse Anti-Rat IgG2b antibody [2B10A8] (FITC)

Cat. No. GTX04141-06

Host	Mouse
Clonality	Monoclonal
Isotype	IgG2b
Applications	WB, IHC-Fr, FCM, ELISA
Reactivity	Rat

Package
500 µg

Applications

Application Note

*Optimal dilutions/concentrations should be determined by the researcher.

Suggested dilution	Recommended dilution
WB	Assay dependent
IHC-Fr	Assay dependent
FCM	≤ 0.3 µg/10 ⁶ cells
ELISA	1:200-1:400

Note : The suggested use of these reagents is in a final volume of 100µl.

Not tested in other applications.

Properties

Form	Liquid
Buffer	PBS
Preservative	0.09% sodium azide
Storage	Store as concentrated solution. Centrifuge briefly prior to opening vial. Store at 4°C. Protect from light.
Concentration	0.5 mg/ml (Please refer to the vial label for the specific concentration.)
Immunogen	Rat IgG2b hybridoma
Purification	Purified IgG2b
Conjugation	Fluorescein isothiocyanate (FITC) Wavelength

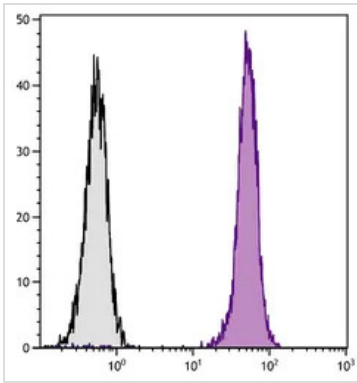
Note

For laboratory research use only. Not for any clinical, therapeutic, or diagnostic use in humans or animals. Not for animal or human consumption.

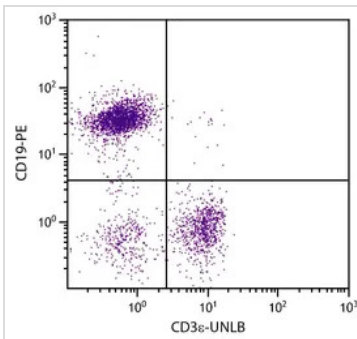
Purchasers shall not, and agree not to enable third parties to, analyze, copy, reverse engineer or otherwise attempt to determine the structure or sequence of the product.



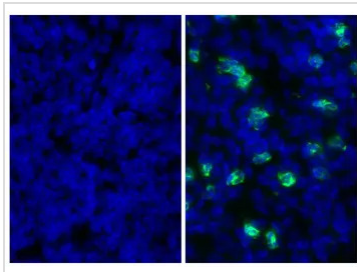
For full product information, images and publications, please visit our [website](#).

DATA IMAGES

GTx04141-06 FCM Image

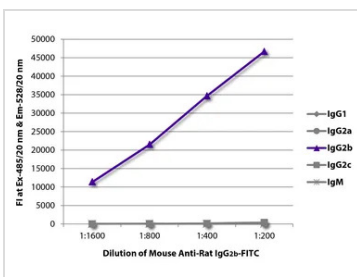
FACS analysis of BALB/c mouse splenocytes using Rat Anti-Mouse CD45 antibody followed by GTx04141-06 Mouse Anti-Rat IgG2b antibody [2B10A8] (FITC).


GTx04141-06 FCM Image

FACS analysis of BALB/c mouse splenocytes using Rat Anti-Mouse CD3 epsilon antibody and Rat Anti-Mouse CD19 antibody (PE) followed by GTx04141-06 Mouse Anti-Rat IgG2b antibody [2B10A8] (FITC).


GTx04141-06 IHC-Fr Image

IHC-Fr analysis of mouse spleen tissue using Rat Anti-Mouse Ly-6G/Ly-6C antibody followed by GTx04141-06 Mouse Anti-Rat IgG2b antibody [2B10A8] (FITC).


GTx04141-06 ELISA Image

ELISA analysis of purified rat immunoglobulins using serially diluted GTx04141-06 Mouse Anti-Rat IgG2b antibody [2B10A8] (FITC).



For full product information, images and publications, please visit our [website](https://www.genetex.com).