

Goat Anti-Mouse IgA (Heavy chain) antibody, pre-adsorbed (HRP)

Cat. No. GTX04200-01

Host	Goat
Clonality	Polyclonal
Isotype	IgG
Applications	WB, ICC/IF, IHC-P, IHC-Fr, FCM, ELISA, Depletion, ELISPOT
Reactivity	Mouse

Package
1 ml

Applications

Application Note

*Optimal dilutions/concentrations should be determined by the researcher.

Suggested dilution	Recommended dilution
WB	Assay dependent
ICC/IF	Assay dependent
IHC-P	Assay dependent
IHC-Fr	Assay dependent
FCM	Assay dependent
ELISA	1:4000-1:8000
Depletion	Assay dependent
ELISPOT	Assay dependent

Not tested in other applications.

Product Note Pre-adsorbed with Mouse IgG and IgM. May react with immunoglobulins from other species.

Properties

Form	Liquid
Buffer	PBS, 50% glycerol
Preservative	No preservatives
Storage	Store as concentrated solution. Centrifuge briefly prior to opening vial. Store at 4°C.
Concentration	Batch dependent (Please refer to the vial label for the specific concentration.)
Immunogen	Pooled antisera from goats hyperimmunized with mouse IgA
Purification	Purified by antigen-affinity chromatography
Conjugation	Horseradish peroxidase(HRP)

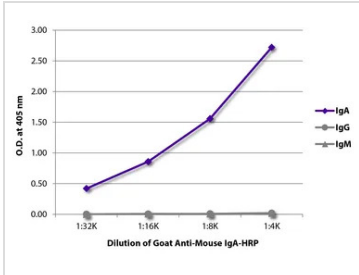


For full product information, images and publications, please visit our [website](#).

For laboratory research use only. Not for any clinical, therapeutic, or diagnostic use in humans or animals. Not for animal or human consumption.

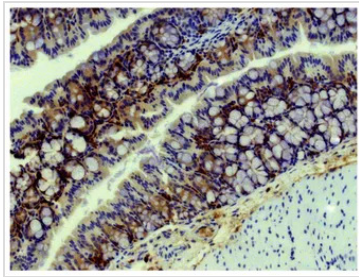
Note
 Purchasers shall not, and agree not to enable third parties to, analyze, copy, reverse engineer or otherwise attempt to determine the structure or sequence of the product.

DATA IMAGES



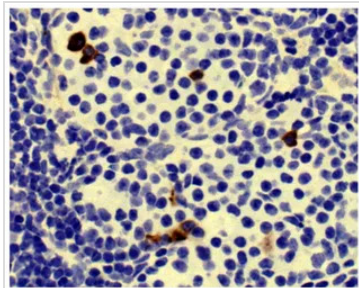
GTX04200-01 ELISA Image

ELISA analysis of purified mouse immunoglobulins using serially diluted GTX04200-01 Goat Anti-Mouse IgA (Heavy chain) antibody, pre-adsorbed (HRP).



GTX04200-01 IHC-P Image

IHC-P analysis of mouse colon tissue using GTX04200-01 Goat Anti-Mouse IgA (Heavy chain) antibody, pre-adsorbed (HRP).



GTX04200-01 IHC-P Image

IHC-P analysis of mouse lymph node tissue using GTX04200-01 Goat Anti-Mouse IgA (Heavy chain) antibody, pre-adsorbed (HRP).



For full product information, images and publications, please visit our [website](#).