

TIP47 antibody

Cat. No. GTX04559

Host	Rabbit
Clonality	Polyclonal
Isotype	IgG
Applications	WB, ICC/IF, IHC-P
Reactivity	Human, Mouse, Rat

Package
100 µl

Applications

Application Note

*Optimal dilutions/concentrations should be determined by the researcher.

Suggested dilution	Recommended dilution
WB	1:500-1:2000
ICC/IF	1:100-1:500
IHC-P	1:50-1:200

Not tested in other applications.

Calculated MW 47 kDa. ([Note](#))

Properties

Form	Liquid
Buffer	PBS, 150mM NaCl, 50% Glycerol
Preservative	0.02% sodium azide
Storage	Store as concentrated solution. Centrifuge briefly prior to opening vial. For short-term storage (1-2 weeks), store at 4°C. For long-term storage, aliquot and store at -20°C or below. Avoid multiple freeze-thaw cycles.
Concentration	1 mg/ml (Please refer to the vial label for the specific concentration.)
Immunogen	A synthesized peptide derived from human PLIN3(Accession O60664), corresponding to amino acid residues G285-Q335.
Purification	Purified by antigen-affinity chromatography From serum
Conjugation	Unconjugated (Please refer to the vial label for the specific concentration.)



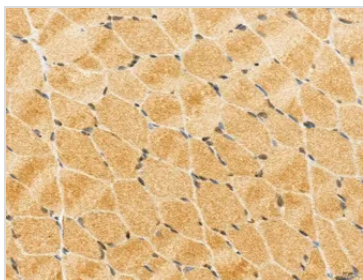
For full product information, images and publications, please visit our [website](#).

For laboratory research use only. Not for any clinical, therapeutic, or diagnostic use in humans or animals. Not for animal or human consumption.

Note

Purchasers shall not, and agree not to enable third parties to, analyze, copy, reverse engineer or otherwise attempt to determine the structure or sequence of the product.

DATA IMAGES

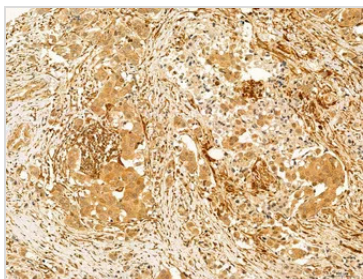


GTx04559 IHC-P Image

IHC-P analysis of rat muscle tissue using GTx04559 TIP47 antibody.

Antigen retrieval : Heat mediated citrate buffer

Dilution : 1:100



GTx04559 IHC-P Image

IHC-P analysis of human mammary cancer tissue using GTx04559 TIP47 antibody.

Antigen retrieval : Heat mediated citrate buffer

Dilution : 1:100

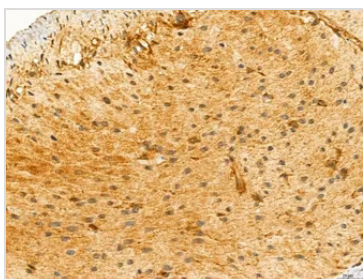


GTx04559 IHC-P Image

IHC-P analysis of mouse skin tissue using GTx04559 TIP47 antibody.

Antigen retrieval : Heat mediated citrate buffer

Dilution : 1:100



GTx04559 IHC-P Image

IHC-P analysis of rat stomach tissue using GTx04559 TIP47 antibody.

Antigen retrieval : Heat mediated citrate buffer

Dilution : 1:100



For full product information, images and publications, please visit our [website](https://www.genetex.com).