BNP / proBNP antibody

Cat. No. GTX05212

Host	Rabbit
Clonality	Polyclonal
Isotype	IgG
Applications	WB, ICC/IF, IHC-P
Reactivity	Human, Mouse, Rat

Package
100 µl

Applications

Application Note

*Optimal dilutions/concentrations should be determined by the researcher.

Suggested dilution	Recommended dilution
WB	1:1000-5000
ICC/IF	1:50-200
IHC-P	1:50-200

Not tested in other applications.

Calculated MW 15 kDa. (Note)

Properties

Form	Liquid
Buffer	PBS, 50% Glycerol
Preservative	Proclin300 or sodium azide
Storage	Store as concentrated solution. Centrifuge briefly prior to opening vial. For short-term storage (1-2 weeks), store at 4°C. For long-term storage, aliquot and store at -20°C or below. Avoid multiple freeze-thaw cycles.
Concentration	Batch dependent (Please refer to the vial label for the specific concentration.)
Immunogen	A synthesized peptide (35-134 a.a.) derived from human NPPB.
Purification	Purified by affinity chromatography
Conjugation	Unconjugated
Note	For laboratory research use only. Not for any clinical, therapeutic, or diagnostic use in humans or animals. Not for animal or human consumption. Purchasers shall not, and agree not to enable third parties to, analyze, copy, reverse engineer or otherwise attempt to determine the structure or sequence of the product.

For full product information, images and publications, please visit our website.

GeneTex, Inc. (North America)
1-877-436-3839 (Toll-free) 1-949-309-2888 sales@genetex.com

GeneTex International Corporation (Global)
886-3-6208988 886-3-6208989 infoasia@genetex.com

© 2018 GeneTex Inc. All rights reserved.

DATA IMAGES

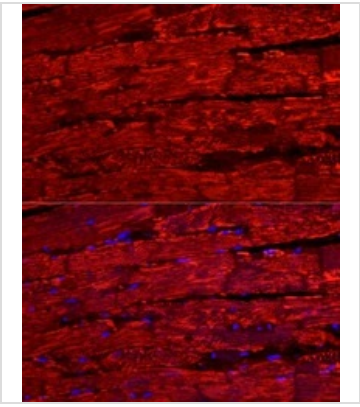

GTX05212 IHC-P Image

IHC-P analysis of rat heart tissue using GTX05212 BNP / proBNP antibody.
Antigen retrieval : High pressure antigen retrieval performed with 0.01M Citrate buffer (pH 6.0).
Orange : Primary antibody
Blue : DAPI
Dilution : 1:200



GTX05212 WB Image

WB analysis of various samples using GTX05212 BNP / proBNP antibody.
Loading : 25 µg
Dilution : 1:5000

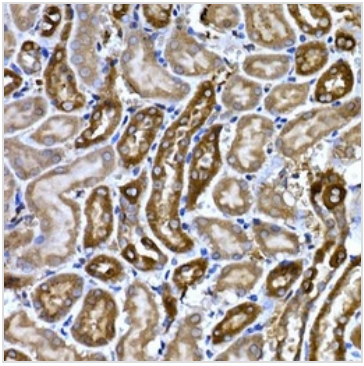

GTX05212 IHC-P Image

IHC-P analysis of mouse kidney tissue using GTX05212 BNP / proBNP antibody.
Antigen retrieval : High pressure antigen retrieval performed with 0.01M Citrate buffer (pH 6.0)
Dilution : 1:200

For full product information, images and publications, please visit our website.

GeneTex, Inc. (North America)
1-877-436-3839 (Toll-free) 1-949-309-2888 sales@genetex.com
GeneTex International Corporation (Global)
886-3-6208988 886-3-6208989 infoasia@genetex.com

© 2018 GeneTex Inc. All rights reserved.