

STAT5B antibody [GT1160]

Cat. No. GTX08967

Host	Rabbit
Clonality	Monoclonal
Isotype	IgG
Applications	WB, ICC/IF, IP
Reactivity	Human, Mouse, Rat

★★★★★ Review (3)

Package
100 µl

Applications

Application Note

*Optimal dilutions/concentrations should be determined by the researcher.

Suggested dilution	Recommended dilution
WB	1:500 - 1:2000
ICC/IF	Assay dependent
IP	Assay dependent

Not tested in other applications.

Calculated MW 90 kDa. ([Note](#))

Properties

Form	Liquid
Buffer	PBS, 50% Glycerol
Preservative	0.02% Sodium azide
Storage	Store as concentrated solution. Centrifuge briefly prior to opening vial. For short-term storage (1-2 weeks), store at 4°C. For long-term storage, aliquot and store at -20°C or below. Avoid multiple freeze-thaw cycles.
Concentration	Batch dependent (Please refer to the vial label for the specific concentration.)
Immunogen	A synthesized peptide derived from human STAT5b
Purification	Purified by affinity chromatography
Conjugation	Unconjugated

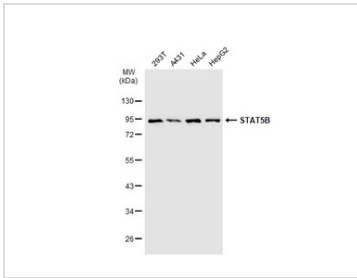
Note

For laboratory research use only. Not for any clinical, therapeutic, or diagnostic use in humans or animals. Not for animal or human consumption.

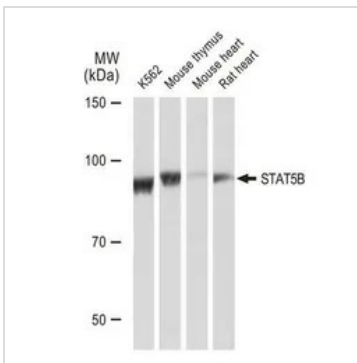
Purchasers shall not, and agree not to enable third parties to, analyze, copy, reverse engineer or otherwise attempt to determine the structure or sequence of the product.



For full product information, images and publications, please visit our [website](#).

DATA IMAGES

GTX08967 WB Image

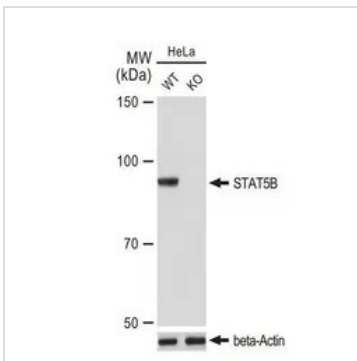
Various whole cell extracts (30 µg) were separated by 10% SDS-PAGE, and the membrane was blotted with STAT5B antibody [GT1160] (GTX08967) diluted at 1:500. The HRP-conjugated anti-rabbit IgG antibody (GTX213110-01) was used to detect the primary antibody.


GTX08967 WB Image

WB analysis of various samples using GTX08967 STAT5B antibody [GT1160].

Dilution : 1:1000

Loading : 25µg


GTX08967 WB Image

WB analysis of Wild-type (WT) and STAT5B knockout (KO) HeLa cell extracts using GTX08967 STAT5B antibody [GT1160].

Dilution : 1:1000

Loading : 25µg



For full product information, images and publications, please visit our [website](https://www.genetex.com).