

Frizzled 9 antibody [N1N2], N-term

Cat. No. GTX100169

Host	Rabbit
Clonality	Polyclonal
Isotype	IgG
Applications	WB, IHC-P
Reactivity	Human, Rat

References (1)

Package

100 µl, 25 µl

Applications

Application Note

*Optimal dilutions/concentrations should be determined by the researcher.

Suggested dilution	Recommended dilution
WB	1:500-1:3000
IHC-P	1:100-1:1000

Not tested in other applications.

Calculated MW 64 kDa. ([Note](#))

Properties

Form	Liquid
Buffer	0.1M Tris, 0.1M Glycine, 20% Glycerol
Preservative	0.01% Thimerosal
Storage	Store as concentrated solution. Centrifuge briefly prior to opening vial. For short-term storage (1-2 weeks), store at 4°C. For long-term storage, aliquot and store at -20°C or below. Avoid multiple freeze-thaw cycles.
Concentration	0.77 mg/ml (Please refer to the vial label for the specific concentration.)
Immunogen	Synthetic peptide encompassing a sequence within the Extracellular domain of human Frizzled 9. The exact sequence is proprietary.
Purification	Purified by antigen-affinity chromatography.
Conjugation	Unconjugated

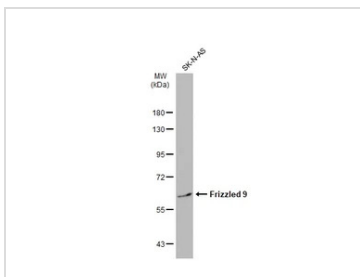
Note

For laboratory research use only. Not for any clinical, therapeutic, or diagnostic use in humans or animals. Not for animal or human consumption.

Purchasers shall not, and agree not to enable third parties to, analyze, copy, reverse engineer or otherwise attempt to determine the structure or sequence of the product.

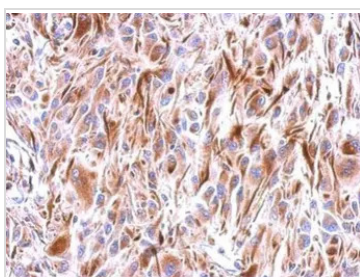
For full product information, images and publications, please visit our [website](#).

DATA IMAGES



GTx100169 WB Image

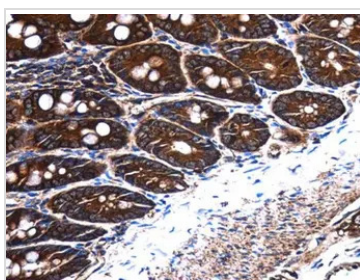
Whole cell extract (30 µg) was separated by 7.5% SDS-PAGE, and the membrane was blotted with Frizzled 9 antibody [N1N2], N-term (GTx100169) diluted at 1:500. The HRP-conjugated anti-rabbit IgG antibody (GTx213110-01) was used to detect the primary antibody, and the signal was developed with Trident ECL plus-Enhanced.



GTx100169 IHC-P Image

Immunohistochemical analysis of paraffin-embedded U374 xenograft, using Frizzled 9 (GTx100169) antibody at 1:500 dilution.

Antigen Retrieval: Trilogy™ (EDTA based, pH 8.0) buffer, 15min



GTx100169 IHC-P Image

Frizzled 9 antibody [N1N2], N-term detects Frizzled 9 protein at cytoplasm in rat duodenum by immunohistochemical analysis.

Sample: Paraffin-embedded rat duodenum.

Frizzled 9 antibody [N1N2], N-term (GTx100169) diluted at 1:500.

Antigen Retrieval: Trilogy™ (EDTA based, pH 8.0) buffer, 15min



For full product information, images and publications, please visit our [website](https://www.genetex.com).