

VPS35 antibody, C-term

Cat. No. GTX10099

Host	Goat
Clonality	Polyclonal
Isotype	IgG
Applications	WB, ICC/IF, IHC-P
Reactivity	Human, Rat, Hamster

Package
100 µg

Applications

Application Note

*Optimal dilutions/concentrations should be determined by the researcher.

Suggested dilution	Recommended dilution
WB	1-3µg/ml
ICC/IF	Assay dependent
IHC-P	5µg/ml

Not tested in other applications.

Calculated MW 92 kDa. ([Note](#))

Properties

Form	Liquid
Buffer	TBS, 0.5% BSA
Preservative	0.02% Sodium azide
Storage	Store as concentrated solution. Centrifuge briefly prior to opening vial. For short-term storage (1-2 weeks), store at 4°C. For long-term storage, aliquot and store at -20°C or below. Avoid multiple freeze-thaw cycles.
Concentration	0.50 mg/ml (Please refer to the vial label for the specific concentration.)
Immunogen	Peptide with sequence C-SPESEGPIYEGLLI, from the C Terminus of the protein sequence according to NP_060676.2.
Purification	Purified by ammonium sulphate precipitation followed by antigen affinity chromatography
Conjugation	Unconjugated

Note

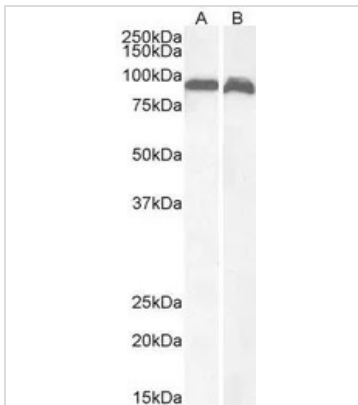
For laboratory research use only. Not for any clinical, therapeutic, or diagnostic use in humans or animals. Not for animal or human consumption.

Purchasers shall not, and agree not to enable third parties to, analyze, copy, reverse engineer or otherwise attempt to determine the structure or sequence of the product.



For full product information, images and publications, please visit our [website](#).

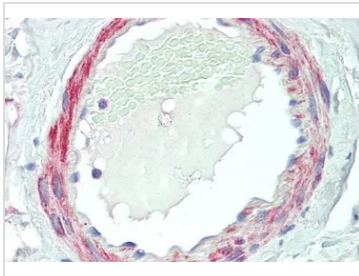
DATA IMAGES

**GTX10099 WB Image**

WB analysis of human brain (cerebellum) (A) and rat brain (B) lysates using GTX10099 VPS35 antibody, C-term.

Dilution : 1 µg/ml

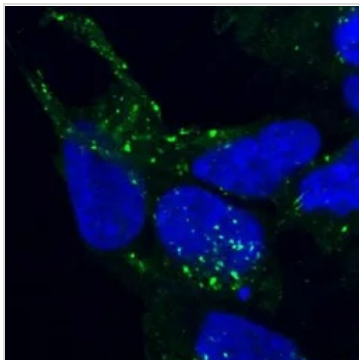
Loading : 35 µg protein in RIPA buffer

**GTX10099 IHC-P Image**

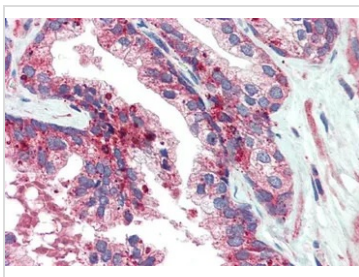
IHC-P analysis of human small intestine using GTX10099 VPS35 antibody, C-term.

Antigen retrieval : citrate buffer pH 6

Dilution : 5 µg/ml

**GTX10099 ICC/IF Image**

ICC/IF analysis of PFA-fixed and saponin permeabilized HEK293 using GTX10099 VPS35 antibody, C-term.

**GTX10099 IHC-P Image**

IHC-P analysis of human prostate using GTX10099 VPS35 antibody, C-term.

Antigen retrieval : citrate buffer pH 6

Dilution : 5 µg/ml



For full product information, images and publications, please visit our [website](#).