

## ORP1 antibody, C-term

Cat. No. GTX10151

Host	Goat
Clonality	Polyclonal
Isotype	IgG
Applications	WB, IHC-P
Reactivity	Human

Package  
100 µg

## Applications

## Application Note

\*Optimal dilutions/concentrations should be determined by the researcher.

Suggested dilution	Recommended dilution
WB	0.5-2µg/ml
IHC-P	5µg/ml

Not tested in other applications.

**Calculated MW** 108 kDa. ( [Note](#) )**Product Note** This antibody is expected to recognise both reported human isoforms of this protein.

## Properties

Form	Liquid
Buffer	TBS, 0.5% BSA
Preservative	0.02% Sodium azide
Storage	Store as concentrated solution. Centrifuge briefly prior to opening vial. For short-term storage (1-2 weeks), store at 4°C. For long-term storage, aliquot and store at -20°C or below. Avoid multiple freeze-thaw cycles.
Concentration	0.50 mg/ml (Please refer to the vial label for the specific concentration.)
Immunogen	Peptide with sequence C-YWDRNYFNLPDIY, from the C Terminus of the protein sequence according to NP_060500.3; NP_542164.2.
Purification	Purified by ammonium sulphate precipitation followed by antigen affinity chromatography
Conjugation	Unconjugated

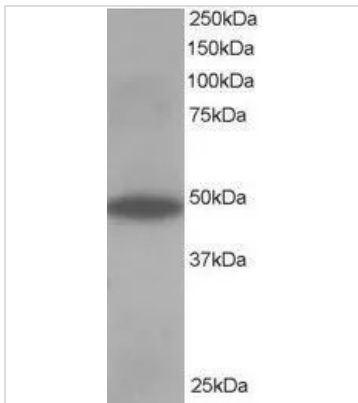
## Note

For laboratory research use only. Not for any clinical, therapeutic, or diagnostic use in humans or animals. Not for animal or human consumption.

Purchasers shall not, and agree not to enable third parties to, analyze, copy, reverse engineer or otherwise attempt to determine the structure or sequence of the product.



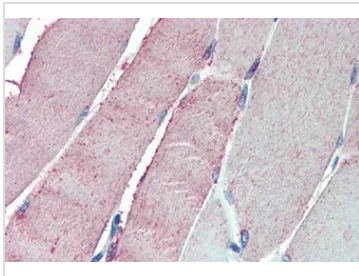
For full product information, images and publications, please visit our [website](#).

**DATA IMAGES**

**GTx10151 WB Image**

WB analysis of human muscle lysate using GTx10151 ORP1 antibody, C-term.

Dilution : 0.5µg/ml

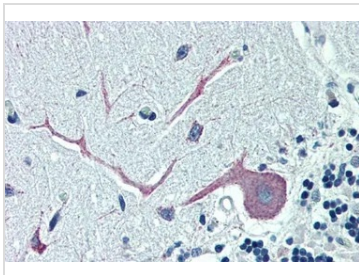
Loading : 35µg protein in RIPA buffer


**GTx10151 IHC-P Image**

IHC-P analysis of human skeletal muscle using GTx10151 ORP1 antibody, C-term.

Antigen retrieval : citrate buffer pH 6

Dilution : 5µg/ml


**GTx10151 IHC-P Image**

IHC-P analysis of human cerebellum using GTx10151 ORP1 antibody, C-term.

Antigen retrieval : citrate buffer pH 6

Dilution : 5µg/ml



For full product information, images and publications, please visit our [website](https://www.genetex.com).