

GRAP antibody [C2C3], C-term

Cat. No. GTX104623

Host	Rabbit
Clonality	Polyclonal
Isotype	IgG
Applications	WB, ICC/IF, IHC-P
Reactivity	Human

Package
100 µl, 25 µl

Applications

Application Note

*Optimal dilutions/concentrations should be determined by the researcher.

Suggested dilution	Recommended dilution
WB	1:500-1:3000
ICC/IF	1:100-1:1000
IHC-P	1:100-1:1000

Not tested in other applications.

Calculated MW 25 kDa. ([Note](#))

Properties

Form	Liquid
Buffer	PBS, 40% Glycerol
Preservative	0.01% Thimerosal
Storage	Store as concentrated solution. Centrifuge briefly prior to opening vial. For short-term storage (1-2 weeks), store at 4°C. For long-term storage, aliquot and store at -20°C or below. Avoid multiple freeze-thaw cycles.
Concentration	1 mg/ml (Please refer to the vial label for the specific concentration.)
Immunogen	Carrier-protein conjugated synthetic peptide encompassing a sequence within the C-terminus region of human GRAP. The exact sequence is proprietary.
Purification	Purified by antigen-affinity chromatography.
Conjugation	Unconjugated

Note

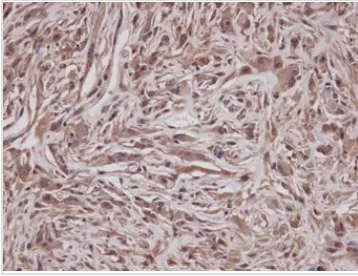
For laboratory research use only. Not for any clinical, therapeutic, or diagnostic use in humans or animals. Not for animal or human consumption.

Purchasers shall not, and agree not to enable third parties to, analyze, copy, reverse engineer or otherwise attempt to determine the structure or sequence of the product.



For full product information, images and publications, please visit our [website](#).

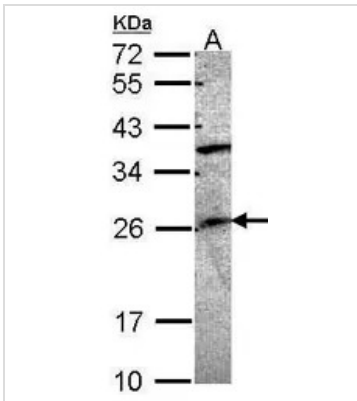
DATA IMAGES



GTX104623 IHC-P Image

Immunohistochemical analysis of paraffin-embedded U373 xenograft, using GRAP(GTX104623) antibody at 1:100 dilution.

Antigen Retrieval: Trilogy™ (EDTA based, pH 8.0) buffer, 15min

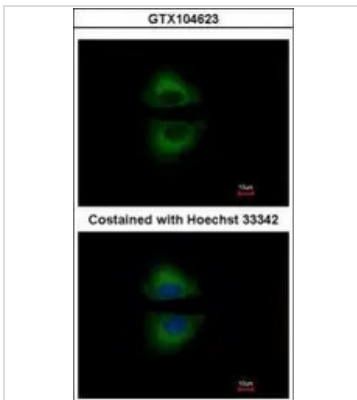


GTX104623 WB Image

Sample (30 ug of whole cell lysate)

A: A549 12% SDS PAGE

GTX104623 diluted at 1:1000



GTX104623 ICC/IF Image

Immunofluorescence analysis of methanol-fixed A549, using GRAP(GTX104623) antibody at 1:500 dilution.



For full product information, images and publications, please visit our [website](https://www.genetex.com).