

Frizzled 8 antibody

Cat. No. GTX104679

Host	Rabbit
Clonality	Polyclonal
Isotype	IgG
Applications	WB, IHC-P
Reactivity	Human, Mouse

References (2)

Package

100 µl, 25 µl

Applications

Application Note

*Optimal dilutions/concentrations should be determined by the researcher.

Suggested dilution	Recommended dilution
WB	1:5000-1:20000
IHC-P	1:100-1:1000

Not tested in other applications.

Calculated MW 73 kDa. ([Note](#))

Properties

Form	Liquid
Buffer	PBS, 40% Glycerol
Preservative	0.01% Thimerosal
Storage	Store as concentrated solution. Centrifuge briefly prior to opening vial. For short-term storage (1-2 weeks), store at 4°C. For long-term storage, aliquot and store at -20°C or below. Avoid multiple freeze-thaw cycles.
Concentration	1 mg/ml (Please refer to the vial label for the specific concentration.)
Immunogen	Synthetic peptide encompassing a sequence within the Intracellular domain of human Frizzled 8. The exact sequence is proprietary.
Purification	Purified by antigen-affinity chromatography.
Conjugation	Unconjugated

Note

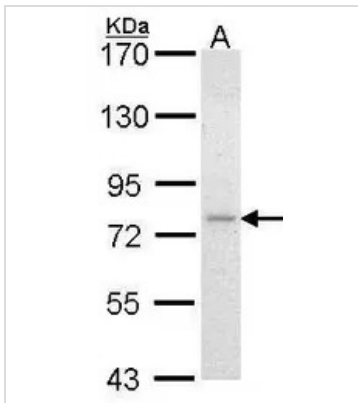
For laboratory research use only. Not for any clinical, therapeutic, or diagnostic use in humans or animals. Not for animal or human consumption.

Purchasers shall not, and agree not to enable third parties to, analyze, copy, reverse engineer or otherwise attempt to determine the structure or sequence of the product.



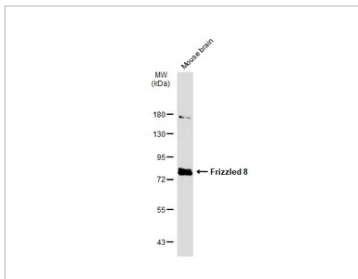
For full product information, images and publications, please visit our [website](#).

DATA IMAGES



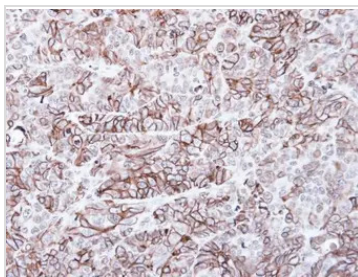
GTX104679 WB Image

Sample (30 ug of whole cell lysate)
A: H1299
7.5% SDS PAGE
GTX104679 diluted at 1:10000



GTX104679 WB Image

Mouse tissue extract (50 µg) was separated by 7.5% SDS-PAGE, and the membrane was blotted with Frizzled 8 antibody (GTX104679) diluted at 1:1000. The HRP-conjugated anti-rabbit IgG antibody (GTX213110-01) was used to detect the primary antibody.



GTX104679 IHC-P Image

Immunohistochemical analysis of paraffin-embedded SW480 xenograft, using Frizzled 8 (GTX104679) antibody at 1:100 dilution.
Antigen Retrieval: Trilogy™ (EDTA based, pH 8.0) buffer, 15min



For full product information, images and publications, please visit our [website](https://www.genetex.com).