

AMPK gamma 2 antibody

Cat. No. GTX109105

Host	Rabbit
Clonality	Polyclonal
Isotype	IgG
Applications	WB, ICC/IF, IHC-P
Reactivity	Human

Package
100 µl, 25 µl

Applications

Application Note

*Optimal dilutions/concentrations should be determined by the researcher.

Suggested dilution	Recommended dilution
WB	1:500-1:3000
ICC/IF	1:100-1:1000
IHC-P	1:100-1:1000

Not tested in other applications.

Calculated MW 63 kDa. ([Note](#))

Properties

Form	Liquid
Buffer	0.1M Tris, 0.1M Glycine, 10% Glycerol
Preservative	0.01% Thimerosal
Storage	Store as concentrated solution. Centrifuge briefly prior to opening vial. For short-term storage (1-2 weeks), store at 4°C. For long-term storage, aliquot and store at -20°C or below. Avoid multiple freeze-thaw cycles.
Concentration	1 mg/ml (Please refer to the vial label for the specific concentration.)
Immunogen	Full length human AMPK gamma 2 Recombinant protein.
Purification	Purified by antigen-affinity chromatography.
Conjugation	Unconjugated


Note

For laboratory research use only. Not for any clinical, therapeutic, or diagnostic use in humans or animals. Not for animal or human consumption.

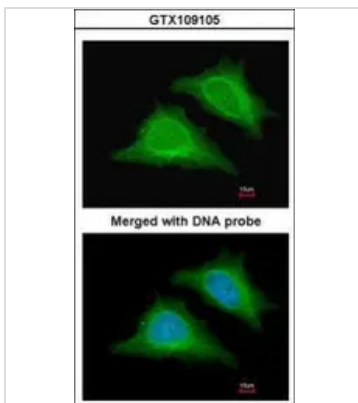
Purchasers shall not, and agree not to enable third parties to, analyze, copy, reverse engineer or otherwise attempt to determine the structure or sequence of the product.



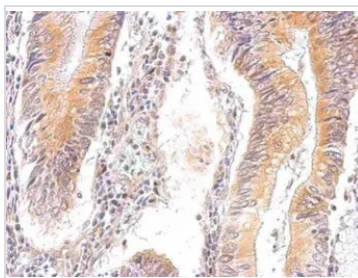
For full product information, images and publications, please visit our [website](#).

DATA IMAGES

GTx109105 WB Image

AMPK gamma 2 antibody detects AMPK gamma 2 protein by western blot analysis. Whole cell extracts (30 µg) was separated by 10% SDS-PAGE, and the membrane was blotted with AMPK gamma 2 antibody (GTx109105) at a dilution of 1:1000.


GTx109105 ICC/IF Image

Immunofluorescence analysis of paraformaldehyde-fixed HeLa, using AMPK gamma-2(GTx109105) antibody at 1:200 dilution.


GTx109105 IHC-P Image

AMPK gamma 2 antibody detects PRKAG2 protein at cytosol on human gastric cancer by immunohistochemical analysis.

Sample: Paraffin-embedded gastric cancer tissue.

AMPK gamma 2 antibody (GTx109105) dilution: 1:500.

Antigen Retrieval: Trilogy™ (EDTA based, pH 8.0) buffer, 15min



For full product information, images and publications, please visit our [website](https://www.genetex.com).