

CYP4A11 antibody [N3C3]

Cat. No. GTX114353

Host	Rabbit
Clonality	Polyclonal
Isotype	IgG
Applications	WB, ICC/IF, IHC-P
Reactivity	Human

Package
100 µl, 25 µl

Applications

Application Note

*Optimal dilutions/concentrations should be determined by the researcher.

Suggested dilution	Recommended dilution
WB	1:500-1:3000
ICC/IF	1:100-1:1000
IHC-P	1:100-1:1000

Not tested in other applications.

Calculated MW 59 kDa. ([Note](#))

Properties

Form	Liquid
Buffer	0.1M Tris, 0.1M Glycine, 20% Glycerol
Preservative	0.01% Thimerosal
Storage	Store as concentrated solution. Centrifuge briefly prior to opening vial. For short-term storage (1-2 weeks), store at 4°C. For long-term storage, aliquot and store at -20°C or below. Avoid multiple freeze-thaw cycles.
Concentration	1 mg/ml (Please refer to the vial label for the specific concentration.)
Immunogen	Recombinant protein encompassing a sequence within the center region of human CYP4A11. The exact sequence is proprietary.
Purification	Purified by antigen-affinity chromatography.
Conjugation	Unconjugated

Note


For laboratory research use only. Not for any clinical, therapeutic, or diagnostic use in humans or animals. Not for animal or human consumption.

Purchasers shall not, and agree not to enable third parties to, analyze, copy, reverse engineer or otherwise attempt to determine the structure or sequence of the product.



For full product information, images and publications, please visit our [website](#).

DATA IMAGES

**GTX114353 WB Image**

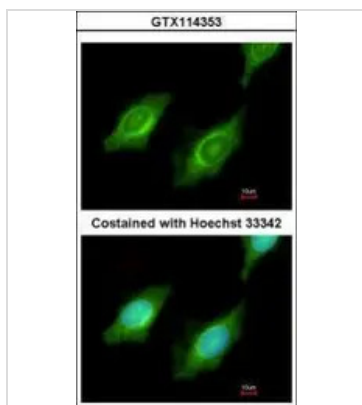
Sample (30 ug of whole cell lysate)

A: HeLa

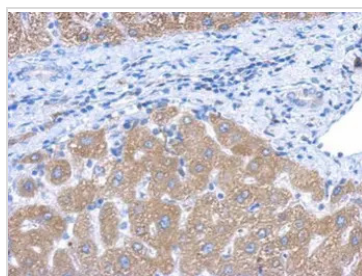
10% SDS PAGE

Cytochrome P450 4A11 antibody

GTX114353 diluted at 1:1000

**GTX114353 ICC/IF Image**

Immunofluorescence analysis of methanol-fixed HeLa, using Cytochrome P450 4A11(GTX114353) antibody at 1:200 dilution.

**GTX114353 IHC-P Image**

Immunohistochemical analysis of paraffin-embedded human hepatoma, using CYP4A11 antibody(GTX114353) antibody at 1:500 dilution.

Antigen Retrieval: Trilogy™ (EDTA based, pH 8.0) buffer, 15min



For full product information, images and publications, please visit our [website](#).