

RRP1 antibody

Cat. No. GTX115107

Host	Rabbit
Clonality	Polyclonal
Isotype	IgG
Applications	WB, ICC/IF, IHC-P
Reactivity	Human

References (4)

Package

100 µl, 25 µl

Applications

Application Note

*Optimal dilutions/concentrations should be determined by the researcher.

Suggested dilution	Recommended dilution
WB	1:500-1:3000
ICC/IF	1:100-1:1000
IHC-P	1:100-1:1000

Not tested in other applications.

Calculated MW 53 kDa. ([Note](#))

Properties

Form	Liquid
Buffer	0.1M Tris, 0.1M Glycine, 20% Glycerol
Preservative	0.01% Thimerosal
Storage	Store as concentrated solution. Centrifuge briefly prior to opening vial. For short-term storage (1-2 weeks), store at 4°C. For long-term storage, aliquot and store at -20°C or below. Avoid multiple freeze-thaw cycles.
Concentration	1 mg/ml (Please refer to the vial label for the specific concentration.)
Immunogen	Recombinant protein encompassing a sequence within the center region of human RRP1. The exact sequence is proprietary.
Purification	Purified by antigen-affinity chromatography.
Conjugation	Unconjugated

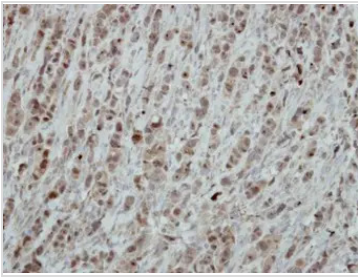
Note

For laboratory research use only. Not for any clinical, therapeutic, or diagnostic use in humans or animals. Not for animal or human consumption.

Purchasers shall not, and agree not to enable third parties to, analyze, copy, reverse engineer or otherwise attempt to determine the structure or sequence of the product.




For full product information, images and publications, please visit our [website](#).

DATA IMAGES

GTX115107 IHC-P Image

Immunohistochemical analysis of paraffin-embedded MB157 xenograft, using RRP1(GTX115107) antibody at 1:100 dilution.

Antigen Retrieval: Trilogy™ (EDTA based, pH 8.0) buffer, 15min

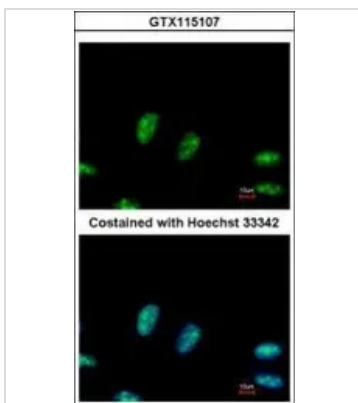

GTX115107 WB Image

Sample (30 ug of whole cell lysate)

A: 293T

10% SDS PAGE

GTX115107 diluted at 1:1000


GTX115107 ICC/IF Image

Immunofluorescence analysis of paraformaldehyde-fixed HeLa, using RRP1(GTX115107) antibody at 1:500 dilution.



For full product information, images and publications, please visit our [website](https://www.genetex.com).