

CREST antibody [N1C2]

Cat. No. GTX115785

Host	Rabbit
Clonality	Polyclonal
Isotype	IgG
Applications	WB, ICC/IF, IHC-P, IP
Reactivity	Human, Mouse

Package
100 µl, 25 µl

Applications

Application Note

*Optimal dilutions/concentrations should be determined by the researcher.

Suggested dilution	Recommended dilution
WB	1:500-1:3000
ICC/IF	1:100-1:1000
IHC-P	1:100-1:1000
IP	1:100-1:500

Not tested in other applications.

Calculated MW 43 kDa. ([Note](#))

Properties

Form	Liquid
Buffer	PBS, 20% Glycerol
Preservative	0.025% ProClin 300
Storage	Store as concentrated solution. Centrifuge briefly prior to opening vial. For short-term storage (1-2 weeks), store at 4°C. For long-term storage, aliquot and store at -20°C or below. Avoid multiple freeze-thaw cycles.
Concentration	1.4 mg/ml (Please refer to the vial label for the specific concentration.)
Immunogen	Recombinant protein encompassing a sequence within the center region of human CREST. The exact sequence is proprietary.
Purification	Purified by antigen-affinity chromatography.
Conjugation	Unconjugated



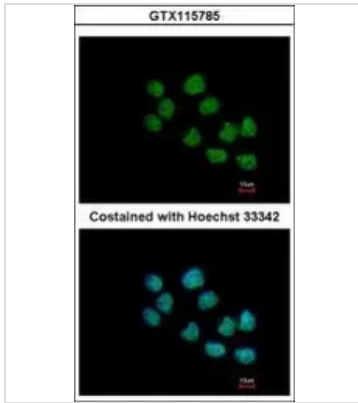
For full product information, images and publications, please visit our [website](#).

For laboratory research use only. Not for any clinical, therapeutic, or diagnostic use in humans or animals. Not for animal or human consumption.

Note

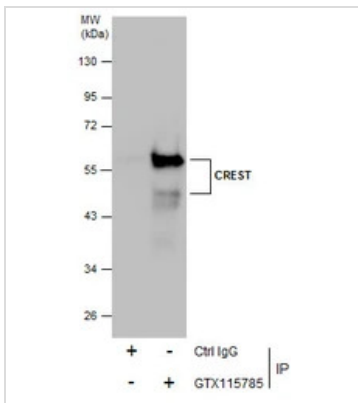
Purchasers shall not, and agree not to enable third parties to, analyze, copy, reverse engineer or otherwise attempt to determine the structure or sequence of the product.

DATA IMAGES



GTXT115785 ICC/IF Image

Immunofluorescence analysis of paraformaldehyde-fixed A431, using CREST(GTXT115785) antibody at 1:500 dilution.

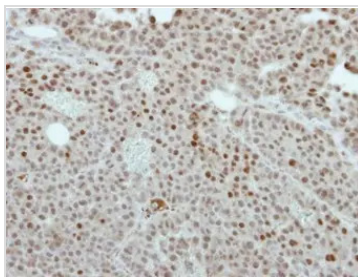


GTXT115785 IP Image

Immunoprecipitation of CREST protein from MCF-7 whole cell extracts using 5 µg of CREST antibody [N1C2] (GTXT115785).

Western blot analysis was performed using CREST antibody [N1C2] (GTXT115785).

EasyBlot anti-Rabbit IgG (GTXT221666-01) was used as a secondary reagent.



GTXT115785 IHC-P Image

Immunohistochemical analysis of paraffin-embedded Huh-7 xenograft, using CREST(GTXT115785) antibody at 1:500 dilution.

Antigen Retrieval: Citrate buffer, pH 6.0, 15 min



For full product information, images and publications, please visit our [website](https://www.genetex.com).