

DZIP3 antibody [C1C2-2], Internal

Cat. No. GTX124219

Host	Rabbit
Clonality	Polyclonal
Isotype	IgG
Applications	WB, IHC-P
Reactivity	Human, Mouse

References (1)

Package

100 µl, 25 µl

Applications

Application Note

*Optimal dilutions/concentrations should be determined by the researcher.

Suggested dilution	Recommended dilution
WB	1:500-1:3000
IHC-P	1:100-1:1000

Not tested in other applications.

Calculated MW 139 kDa. ([Note](#))

Properties

Form	Liquid
Buffer	PBS, 1% BSA, 20% Glycerol
Preservative	0.01% Thimerosal
Storage	Store as concentrated solution. Centrifuge briefly prior to opening vial. For short-term storage (1-2 weeks), store at 4°C. For long-term storage, aliquot and store at -20°C or below. Avoid multiple freeze-thaw cycles.
Concentration	0.84 mg/ml (Please refer to the vial label for the specific concentration.)
Immunogen	Recombinant protein encompassing a sequence within the center region of human DZIP3. The exact sequence is proprietary.
Purification	Purified by antigen-affinity chromatography.
Conjugation	Unconjugated

Note

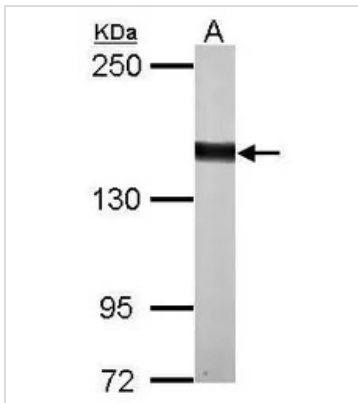
For laboratory research use only. Not for any clinical, therapeutic, or diagnostic use in humans or animals. Not for animal or human consumption.

Purchasers shall not, and agree not to enable third parties to, analyze, copy, reverse engineer or otherwise attempt to determine the structure or sequence of the product.



For full product information, images and publications, please visit our [website](#).

DATA IMAGES



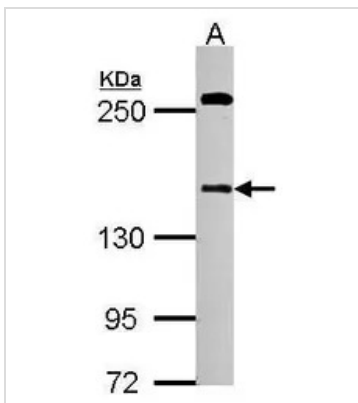
GTX124219 WB Image

Sample (50 ug of whole cell lysate)

A: mouse liver

5% SDS PAGE

GTX124219 diluted at 1:1000



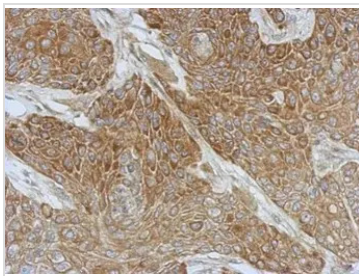
GTX124219 WB Image

Sample (30 ug of whole cell lysate)

A: 293T

5% SDS PAGE

GTX124219 diluted at 1:1000



GTX124219 IHC-P Image

Immunohistochemical analysis of paraffin-embedded Cal27 xenograft, using DZIP3(GTX124219) antibody at 1:500 dilution.

Antigen Retrieval: Trilogy™ (EDTA based, pH 8.0) buffer, 15min



For full product information, images and publications, please visit our [website](https://www.genetex.com).