

Cyfp2 antibody

Cat. No. GTX124387

Host	Rabbit
Clonality	Polyclonal
Isotype	IgG
Applications	WB, IHC-P
Reactivity	Human, Mouse, Zebrafish

References (2)

Package

100 µl, 25 µl

Applications

Application Note

*Optimal dilutions/concentrations should be determined by the researcher.

Suggested dilution	Recommended dilution
WB	1:500-1:3000
IHC-P	1:100-1:1000

Not tested in other applications.

Properties

Form	Liquid
Buffer	PBS, 20% Glycerol
Preservative	0.025% ProClin 300
Storage	Store as concentrated solution. Centrifuge briefly prior to opening vial. For short-term storage (1-2 weeks), store at 4°C. For long-term storage, aliquot and store at -20°C or below. Avoid multiple freeze-thaw cycles.
Concentration	1.22 mg/ml (Please refer to the vial label for the specific concentration.)
Immunogen	The immunogen used to generate this antibody corresponds to zebrafish Cyfp2
Purification	Purified by antigen-affinity chromatography.
Conjugation	Unconjugated

Note


For laboratory research use only. Not for any clinical, therapeutic, or diagnostic use in humans or animals. Not for animal or human consumption.

Purchasers shall not, and agree not to enable third parties to, analyze, copy, reverse engineer or otherwise attempt to determine the structure or sequence of the product.



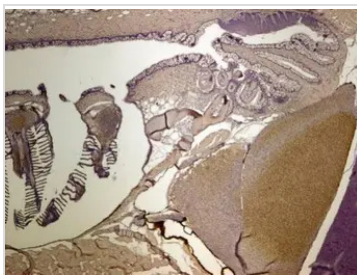
For full product information, images and publications, please visit our [website](#).

DATA IMAGES



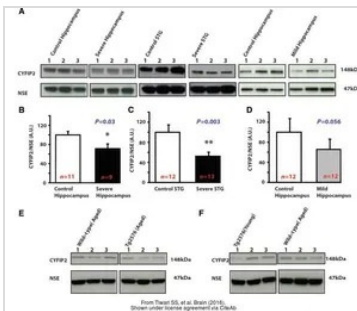
GTX124387 WB Image

Zebrafish tissue extract (30 µg) was separated by 5% SDS-PAGE, and the membrane was blotted with Cyfip2 antibody (GTX124387) diluted at 1:1000. The HRP-conjugated anti-rabbit IgG antibody (GTX213110-01) was used to detect the primary antibody.



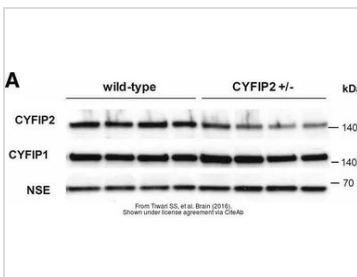
GTX124387 IHC-P Image

Immunohistochemical analysis of paraffin-embedded zebrafish tissue, using cyfip2 (GTX124387) antibody at 1:300 dilution.



GTX124387 WB Image

The data was published in the journal Brain in 2016. [PMID: 27524794](https://pubmed.ncbi.nlm.nih.gov/27524794/)



GTX124387 WB Image

The data was published in the journal Brain in 2016. [PMID: 27524794](https://pubmed.ncbi.nlm.nih.gov/27524794/)



For full product information, images and publications, please visit our [website](https://www.genetex.com).