

## Thbs4b antibody

Cat. No. GTX125869

Host	Rabbit
Clonality	Polyclonal
Isotype	IgG
Applications	WB, IHC-Wm
Reactivity	Zebrafish

References ( 4 )

Package

100 µl, 25 µl

## Applications

## Application Note

\*Optimal dilutions/concentrations should be determined by the researcher.

Suggested dilution	Recommended dilution
WB	1:500-1:3000
IHC-Wm	1:100-1:500

Not tested in other applications.

Calculated MW 104 kDa. ( [Note](#) )

## Properties

Form	Liquid
Buffer	0.1M Tris, 0.1M Glycine, 20% Glycerol
Preservative	0.01% Thimerosal
Storage	Store as concentrated solution. Centrifuge briefly prior to opening vial. For short-term storage (1-2 weeks), store at 4°C. For long-term storage, aliquot and store at -20°C or below. Avoid multiple freeze-thaw cycles.
Concentration	0.77 mg/ml (Please refer to the vial label for the specific concentration.)
Immunogen	Recombinant protein encompassing a sequence within the N-terminus region of zebrafish Thbs4b. The exact sequence is proprietary.
Purification	Purified by antigen-affinity chromatography.
Conjugation	Unconjugated

## Note

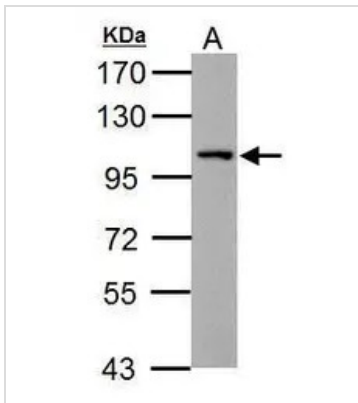
For laboratory research use only. Not for any clinical, therapeutic, or diagnostic use in humans or animals. Not for animal or human consumption.

Purchasers shall not, and agree not to enable third parties to, analyze, copy, reverse engineer or otherwise attempt to determine the structure or sequence of the product.



For full product information, images and publications, please visit our [website](#).

## DATA IMAGES



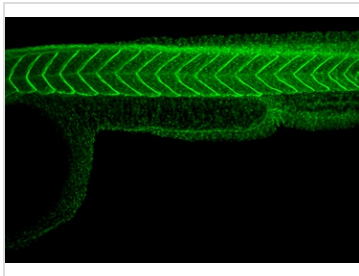
### GTx125869 WB Image

Sample (30 ug of whole cell lysate)

A: zebrafish muscle

7.5% SDS PAGE

GTx125869 diluted at 1:1000

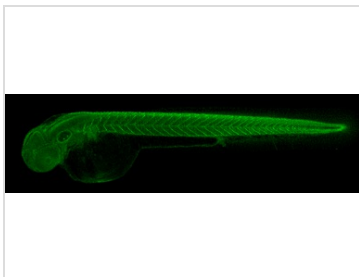


### GTx125869 IHC-Wm Image

Thbs4b antibody detects Thbs4b protein on zebrafish by whole mount immunohistochemical analysis.

Sample: 2 days-post-fertilization zebrafish embryo.

Thbs4b antibody (GTx125869) dilution: 1:100.



### GTx125869 IHC-Wm Image

Thbs4b antibody detects Thbs4b protein on zebrafish by whole mount immunohistochemical analysis.

Sample: 2 days-post-fertilization zebrafish embryo.

Thbs4b antibody (GTx125869) dilution: 1:100.



For full product information, images and publications, please visit our [website](https://www.genetex.com).