

Frizzled 4 antibody

Cat. No. GTX12992

Host	Rabbit
Clonality	Polyclonal
Isotype	IgG
Application	IHC-P
Reactivity	Human, Mouse, Rat, Rabbit, Bovine, Dog, Hamster, Chicken, Pig, Monkey, Bat, Horse

Package

25 µg

APPLICATION

Application Note

*Optimal dilutions/concentrations should be determined by the researcher.

Suggested dilution	Recommended dilution
IHC-P	25 µg/ml

Not tested in other applications.

Calculated MW 60 kDa. ([Note](#))

PROPERTIES

Form	Liquid
Buffer	PBS
Preservative	0.1% Sodium azide
Storage	Store as concentrated solution. Centrifuge briefly prior to opening vial. For short-term storage (1-2 weeks), store at 4°C. For long-term storage, aliquot and store at -20°C or below. Avoid multiple freeze-thaw cycles.
Concentration	1 mg/ml (Please refer to the vial label for the specific concentration.)
Immunogen	Synthetic 13 amino acid peptide from C-terminus of human FZD4 / Frizzled 4.
Purification	Purified by affinity chromatography
Conjugation	Unconjugated

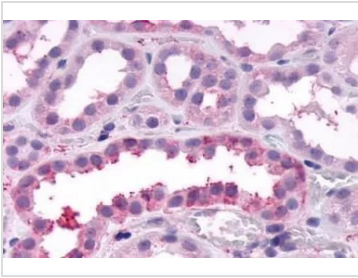
Note

For laboratory research use only. Not for any clinical, therapeutic, or diagnostic use in humans or animals. Not for animal or human consumption.

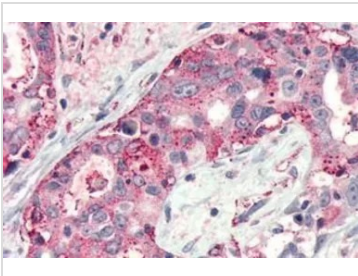
Purchasers shall not, and agree not to enable third parties to, analyze, copy, reverse engineer or otherwise attempt to determine the structure or sequence of the product.



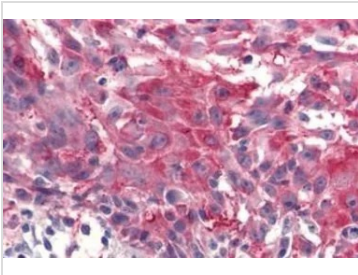
For full product information, images and publications, please visit our [website](#).

DATA IMAGES

GTx12992 IHC-P Image

IHC-P analysis of human kidney tissue using GTx12992 Frizzled 4 antibody.
Antigen retrieval : Heat-induced antigen retrieval


GTx12992 IHC-P Image

IHC-P analysis of human pancreas, carcinoma tissue using GTx12992 Frizzled 4 antibody.
Antigen retrieval : Heat-induced antigen retrieval


GTx12992 IHC-P Image

IHC-P analysis of human skin, melanoma tissue using GTx12992 Frizzled 4 antibody.
Antigen retrieval : Heat-induced antigen retrieval



For full product information, images and publications, please visit our [website](#).