

SARS-CoV-2 (COVID-19) Spike (ECD) Protein, Omicron / BF.7 variant, His tag

Cat. No. GTX137880-pro

Applications Binding Assay, ELISA, Sandwich ELISA

Species SARS Coronavirus 2

Package

100 µg

Applications

Application Note

Recommended antibody pairs for sandwich ELISA: Capture: GTX635807, Detection: GTX637592/GTX635793-01

Please notice that GTX637592 needs to be conjugated to HRP to function as the detection antibody when paired with GTX635807. Please contact us for custom HRP-conjugated antibody.

Properties

Form Lyophilized powder

Buffer Reconstitute with distilled water to 0.4 mg/ml. Lyophilized from PBS, 2% Trehalose, 5% Mannitol, 0.01% Tween-80.

Preservative No preservatives

Storage Store at 4°C or below. After reconstitution, keep as concentrated solution. Aliquot and store at -20°C or below. Avoid multiple freeze-thaw cycles. For long-term storage after reconstitution, aliquot and store at -70°C or below. Do not vortex.

Region/Sequence SARS-CoV-2 Spike of QHD43416.1 (1-1213 a.a, extracellular domain) with Omicron variant (BF.7) mutations (T19I, L24del, P25del, P26del, A27S, H69del, V70del, G142D, V213G, G339D, R346T, S371F, S373P, S375F, T376A, D405N, R408S, K417N, N440K, L452R, S477N, T478K, E484A, F486V, Q498R, N501Y, Y505H, D614G, H655Y, N679K, P681H, N764K, D796Y, Q954H, N969K, HexaPro (F817P, A892P, A899P, A942P, K986P, and V987P), S1-S2 cleavage site mutations (682-685GSAS), 6 stabilizing (HexaPro) mutations (F817P, A892P, A899P, A942P, K986P, V987P) and T4 trimerization domain as well as a C-terminal His tag.

Expression System HEK293 cells

Purity >95%

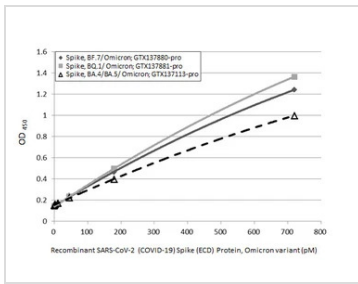
Conjugation Unconjugated

Note For laboratory research use only. Not for any clinical, therapeutic, or diagnostic use in humans or animals. Not for animal or human consumption.

Purchasers shall not, and agree not to enable third parties to, analyze, copy, reverse engineer or otherwise attempt to determine the structure or sequence of the product.



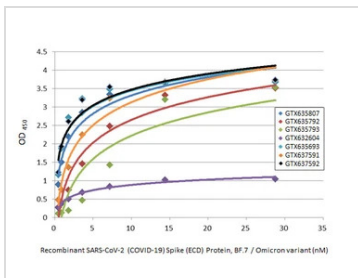
For full product information, images and publications, please visit our [website](#).

DATA IMAGES

GTX137880-pro ELISA Image

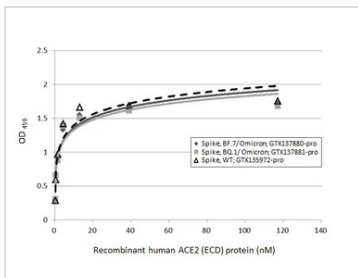
Sandwich ELISA detection of recombinant Spike ECD protein(s) derived from different strains of SARS-CoV-2 virus (ie., BA.4/ BA.5 Omicron variant; BF.7 Omicron variant; BQ.1 Omicron variant) using antibodies as below.

Capture: SARS-CoV-2 (COVID-19) Spike RBD antibody [HL1014] (GTX635807) (5 µg/mL)

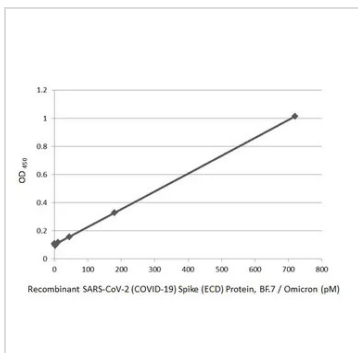
Detection: SARS-CoV-2 (COVID-19) Spike RBD antibody [HL1004] (HRP) (GTX635793-01) (1 µg/mL)


GTX137880-pro ELISA Image

Indirect ELISA analysis was performed by coating the plate with recombinant SARS-CoV-2 (COVID-19) Spike (ECD) Protein, Omicron / BF.7 variant, His tag (GTX137880-pro) (28.78-0.45 nM). Coated protein was probed with the specified SARS-CoV-2 (COVID-19) Spike antibodies (1 µg/mL). Goat anti-rabbit IgG antibody (HRP) (GTX213110-01) (1:10000) or goat anti-mouse IgG antibody (HRP) (GTX213111-01) (1:10000) was used to detect the bound primary antibody.


GTX137880-pro Binding Assay Image

Functional ELISA analysis of immobilized recombinant Spike ECD protein(s) derived from different strains of SARS-CoV-2 virus (ie., Wild type; BF.7 Omicron variant; BQ.1 Omicron variant) (coated at 2 µg/mL) binding to soluble recombinant Human ACE2 (ECD) protein, mouse IgG Fc tag (active) (GTX135683-pro) (0.16-117.19 nM). Bound protein was detected by Goat Anti-Mouse IgG antibody (HRP) (GTX213111-01) (1:10000).


GTX137880-pro ELISA Image

Sandwich ELISA detection of recombinant SARS-CoV-2 (COVID-19) Spike (ECD) Protein, Omicron / BF.7 variant, His tag (GTX137880-pro) using antibodies as below.

Capture: SARS-CoV-2 (COVID-19) Spike RBD antibody [HL1014] (GTX635807) (5 µg/mL)

Detection: HRP-conjugated SARS-CoV-2 (COVID-19) Spike RBD Omicron antibody [HL1867] (GTX637592) (1 µg/mL)

Please notice that GTX637592 needs to be conjugated to HRP to function as the detection antibody when paired with GTX635807. Please contact us for custom HRP-conjugated antibody.



For full product information, images and publications, please visit our [website](https://www.genetex.com).