

Rabbit Anti-Human IgG4 (Fc) antibody [RM217]

Cat. No. GTX20291

Host	Rabbit
Clonality	Monoclonal
Isotype	IgG
Applications	WB, FCM, ELISA, Sandwich ELISA
Reactivity	Human

Package
100 µg

Applications

Application Note

*Optimal dilutions/concentrations should be determined by the researcher.

Suggested dilution	Recommended dilution
WB	Assay dependent
FCM	Assay dependent
ELISA	50ng/well - 200ng/well (for Capture) ; 0.05µg/mL - 0.2µg/mL (for Detection)
Sandwich ELISA	Assay dependent

Note : Capture : GTX20291, Detection : GTX60920

Not tested in other applications.

Product Note

This antibody reacts to the Fc region of human IgG4. No cross reactivity with human IgG1, IgG2, IgG3, IgM, IgA, IgD, IgE, mouse IgG, rat IgG, or goat IgG.

Properties

Form	Liquid
Buffer	PBS, 1% BSA, 50% Glycerol
Preservative	0.09% Sodium azide
Storage	Store as concentrated solution. Centrifuge briefly prior to opening vial. For short-term storage (1-2 weeks), store at 4°C. For long-term storage, aliquot and store at -20°C or below. Avoid multiple freeze-thaw cycles.
Concentration	Batch dependent (Please refer to the vial label for the specific concentration.)
Immunogen	Peptide corresponding to the Fc region of Human IgG4
Purification	Protein A purified From tissue culture supernatant
Conjugation	Unconjugated




For full product information, images and publications, please visit our [website](#).

For laboratory research use only. Not for any clinical, therapeutic, or diagnostic use in humans or animals. Not for animal or human consumption.

Note

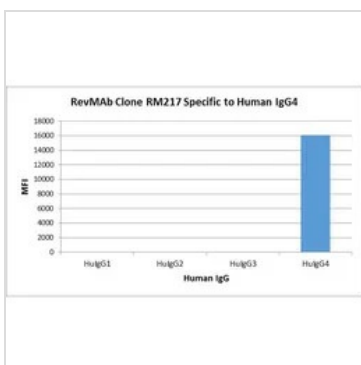
Purchasers shall not, and agree not to enable third parties to, analyze, copy, reverse engineer or otherwise attempt to determine the structure or sequence of the product.

DATA IMAGES




GTX20291 ELISA Image

Sandwich ELISA analysis of human IgG4 using GTX20291 Human IgG4 (Fc) antibody [RM217] as the capture antibody and GTX60920 Human Ig Light Chains antibody [RM129] (Biotin) as the detection antibody.



GTX20291 Image

The GTX20291 reacts to human IgG4. No cross reactivity with human IgG1, IgG2, IgG3.



GTX20291 ELISA Image

ELISA analysis of different amount of immunogen proteins using serial diluted GTX20291 Human IgG4 (Fc) antibody [RM217].



For full product information, images and publications, please visit our [website](#).