

alpha Synuclein antibody [4B12]

Cat. No. GTX21904

Host	Mouse
Clonality	Monoclonal
Isotype	IgG1
Applications	WB, IHC-P, IHC-Fr, Dot, ELISA, IHC
Reactivity	Human

References (13)

Package

100 µl

Applications

Application Note

Dot: Use at a dilution of 1/100 - 1/10000. ELISA: Use at an assay dependent dilution. IHC-P: Use at a dilution of 1/100 - 1/1000. Antigen retrieval is not essential but may optimise staining. IHC-Fr: Use at a dilution of 1/100 - 1/1000. WB: Use at a dilution of 1/100 - 1/10000. Predicted molecular weight: 16 kDa. Optimal dilutions/concentrations should be determined by the end user.

Calculated MW 14 kDa. ([Note](#))

Product Note We do not recommend use of this product for Mouse,Rat samples.

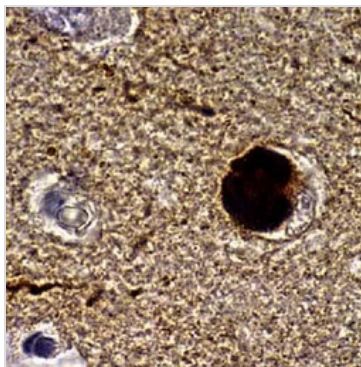
Properties

Form	Liquid
Buffer	PBS
Preservative	0.1% Sodium azide
Storage	Store as concentrated solution. Centrifuge briefly prior to opening vial. For short-term storage (1-2 weeks), store at 4°C. For long-term storage, aliquot and store at -20°C or below. Avoid multiple freeze-thaw cycles.
Concentration	1 mg/ml (Please refer to the vial label for the specific concentration.)
Immunogen	Recombinant human alpha synuclein produced in E. coli.
Purification	Ammonium sulfate precipitated and dialyzed tissue culture supernatant.
Conjugation	Unconjugated
Note	<p>For laboratory research use only. Not for any clinical, therapeutic, or diagnostic use in humans or animals. Not for animal or human consumption.</p> <p>Purchasers shall not, and agree not to enable third parties to, analyze, copy, reverse engineer or otherwise attempt to determine the structure or sequence of the product.</p>



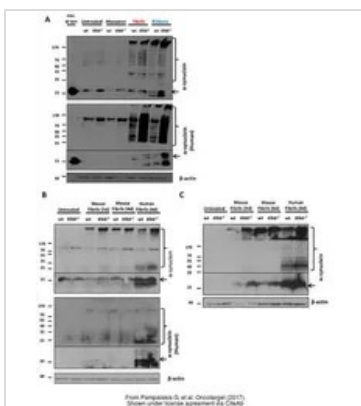
For full product information, images and publications, please visit our [website](#).

DATA IMAGES



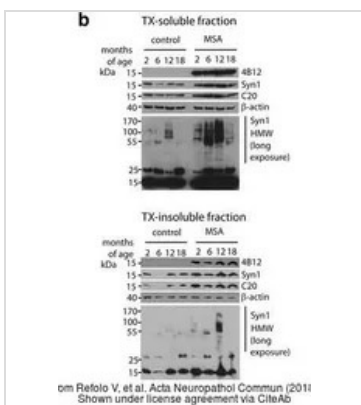
GTX21904 IHC Image

IHC analysis of the cortical Lewy body using alpha Synuclein antibody [4B12].



GTX21904 WB Image

The data was published in the journal Oncotarget in 2017. [PMID: 27845893](https://pubmed.ncbi.nlm.nih.gov/27845893/)



GTX21904 WB Image

The data was published in the journal Acta Neuropathol Commun in 2018. [PMID: 29298733](https://pubmed.ncbi.nlm.nih.gov/29298733/)



For full product information, images and publications, please visit our [website](https://www.genetex.com).