F1A alpha antibody

Cat. No. GTX23686

Host	Rabbit
Clonality	Polyclonal
Isotype	IgG
Applications	WB, IHC-P, ELISA
Reactivity	Human, Mouse, Rat

Package
100 µg

Applications

Application Note

*Optimal dilutions/concentrations should be determined by the researcher.

Suggested dilution	Recommended dilution
WB	1µg/ml
IHC-P	Assay dependent
ELISA	Assay dependent

Not tested in other applications.

Calculated MW 70 kDa. (Note)

Properties

Form	Liquid
Buffer	PBS
Preservative	0.02% Sodium azide
Storage	Store as concentrated solution. Centrifuge briefly prior to opening vial. For short-term storage (1-2 weeks), store at 4°C. For long-term storage, aliquot and store at -20°C or below. Avoid multiple freeze-thaw cycles.
Concentration	Batch dependent (Please refer to the vial label for the specific concentration.)
Immunogen	Peptide corresponding to aa 609- 622 of human F1A (accession no. AAF05314). This sequence is identical to that of mouse.
Purification	Purified by affinity chromatography
Conjugation	Unconjugated
Note	For laboratory research use only. Not for any clinical, therapeutic, or diagnostic use in humans or animals. Not for animal or human consumption. Purchasers shall not, and agree not to enable third parties to, analyze, copy, reverse engineer or otherwise attempt to determine the structure or sequence of the product.

For full product information, images and publications, please visit our website.

GeneTex, Inc. (North America)
1-877-436-3839 (Toll-free) 1-949-309-2888 sales@genetex.com
GeneTex International Corporation (Global)
886-3-6208988 886-3-6208989 infoasia@genetex.com

© 2018 GeneTex Inc. All rights reserved.

DATA IMAGES

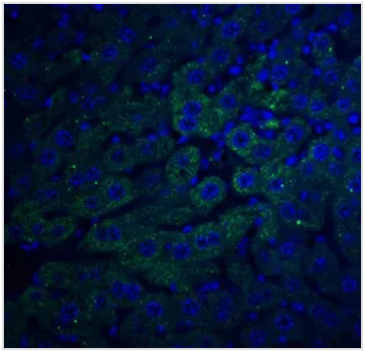

GTX23686 IHC-P Image

IHC-P analysis of mouse liver tissue using GTX23686 F1A alpha antibody.
Green : Primary antibody
Blue : DAPI
Dilution : 20 µg/ml

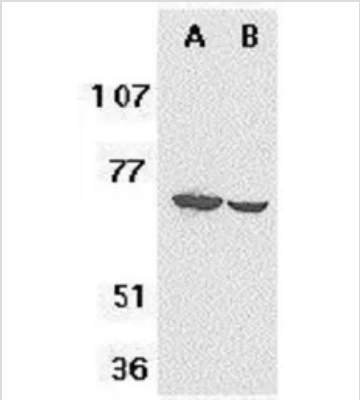

GTX23686 WB Image

GTX23686 IHC-P Image

Immunohistochemical staining of F1Aα in mouse liver tissue with F1Aα antibody (GTX23686) at 5ug/ml.

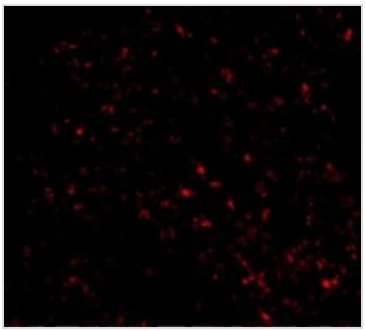

GTX23686 IHC-P Image

IHC-P analysis of Mouse Liver cells using GTX23686 F1A alpha antibody.
Dilution : 20 µg/ml

For full product information, images and publications, please visit our website.

GeneTex, Inc. (North America)
1-877-436-3839 (Toll-free) 1-949-309-2888 sales@genetex.com
GeneTex International Corporation (Global)
886-3-6208988 886-3-6208989 infoasia@genetex.com

© 2018 GeneTex Inc. All rights reserved.