

Rabbit Anti-Goat IgG antibody (HRP)

Cat. No. GTX26741

Host	Rabbit
Clonality	Polyclonal
Isotype	IgG
Applications	WB, IHC-P, IHC-Fr, ELISA
Reactivity	Goat

References (6)

Package

1 mg

Applications

Application Note

*Optimal dilutions/concentrations should be determined by the researcher.

Suggested dilution	Recommended dilution
WB	1:5000-1:20000
IHC-P	1:1000-1:5000
IHC-Fr	1:1000-1:5000
ELISA	1:50000-1:100000

Not tested in other applications.

Properties

Form	Liquid
Buffer	20mM Potassium Phosphate, 150mM NaCl, 1% BSA
Preservative	0.01% Gentamicin Sulfate
Storage	Store as concentrated solution. Centrifuge briefly prior to opening vial. For short-term storage (1-2 weeks), store at 4°C. For long-term storage, aliquot and store at -20°C or below. Avoid multiple freeze-thaw cycles.
Concentration	2 mg/ml (Please refer to the vial label for the specific concentration.)
Immunogen	Goat IgG whole molecule
Purification	IgG fraction This product was prepared from monospecific antiserum by immunoaffinity chromatography using Goat IgG coupled to agarose beads followed by solid phase adsorptions to remove any unwanted reactivities.
Conjugation	Horseradish peroxidase(HRP)

Note

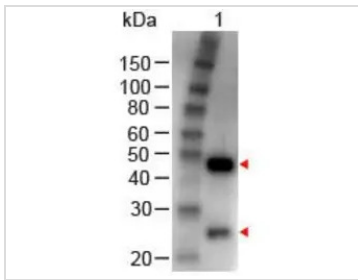
For laboratory research use only. Not for any clinical, therapeutic, or diagnostic use in humans or animals. Not for animal or human consumption.

Purchasers shall not, and agree not to enable third parties to, analyze, copy, reverse engineer or otherwise attempt to determine the structure or sequence of the product.



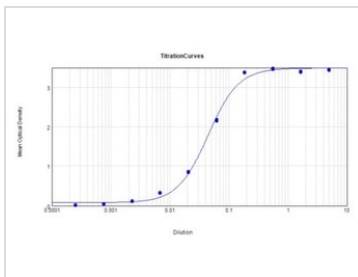
For full product information, images and publications, please visit our [website](#).

DATA IMAGES



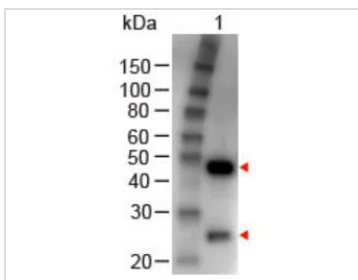
GTX26741 WB Image

Western Blot of GTX26741 Sample: Goat IgG Load: 100 ng per lane Secondary antibody: GTX26741 at 1:1,000 for 60 min at RT.



GTX26741 ELISA Image

ELISA analysis of goat IgG using serially diluted GTX26741 Rabbit Anti-Goat IgG antibody (HRP).
Coating : 1 µg



GTX26741 WB Image

WB analysis of goat IgG using GTX26741 Rabbit Anti-Goat IgG antibody (HRP).
Loading : 100 ng
Dilution : 1:1000



For full product information, images and publications, please visit our [website](https://www.genetex.com).