

ARMET antibody

Cat. No. GTX31325

Host	Rabbit
Clonality	Polyclonal
Isotype	IgG
Applications	WB, IHC-P, ELISA
Reactivity	Human, Mouse, Rat

Package
100 µg

Applications

Application Note

*Optimal dilutions/concentrations should be determined by the researcher.

Suggested dilution	Recommended dilution
WB	1 - 2 µg/mL
IHC-P	2.5 µg/mL
ELISA	Assay dependent

Not tested in other applications.

Calculated MW	21 kDa. (Note)
Product Note	This antibody does not cross-react with CDNF.

Properties

Form	Liquid
Buffer	PBS
Preservative	0.02% Sodium azide
Storage	Store as concentrated solution. Centrifuge briefly prior to opening vial. For short-term storage (1-2 weeks), store at 4°C. For long-term storage, aliquot and store at -20°C or below. Avoid multiple freeze-thaw cycles.
Concentration	1 mg/ml (Please refer to the vial label for the specific concentration.)
Immunogen	ARMET antibody was raised against a 12 amino acid synthetic peptide from near the amino terminus of human ARMET. The immunogen is located within the first 50 amino acids of ARMET.
Purification	Purified by antigen-affinity chromatography
Conjugation	Unconjugated



For full product information, images and publications, please visit our [website](#).

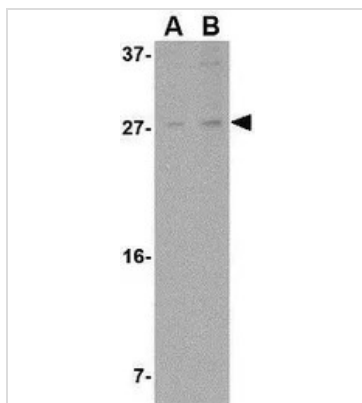
Date 2026 / 01 / 13 Page 1 of 2

For laboratory research use only. Not for any clinical, therapeutic, or diagnostic use in humans or animals. Not for animal or human consumption.

Note

Purchasers shall not, and agree not to enable third parties to, analyze, copy, reverse engineer or otherwise attempt to determine the structure or sequence of the product.

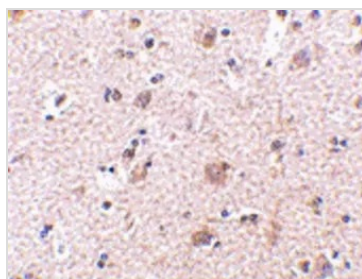
DATA IMAGES



GTX31325 WB Image

WB analysis of rat brain tissue lysate using GTX31325 ARMET antibody.

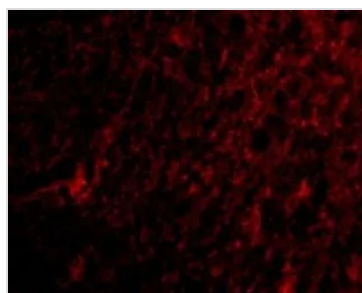
Working concentration : (A) 1 and (B) 2 μ g/ml



GTX31325 IHC-P Image

IHC-P analysis of human brain tissue using GTX31325 ARMET antibody.

Working concentration : 2.5 μ g/ml



GTX31325 IHC-P Image

IHC-P analysis of human brain tissue using GTX31325 ARMET antibody.

Working concentration : 20 μ g/ml



For full product information, images and publications, please visit our [website](#).