

LIN54 antibody

Cat. No. GTX31591

Host	Rabbit
Clonality	Polyclonal
Isotype	IgG
Applications	WB, ICC/IF, ELISA
Reactivity	Human, Mouse, Rat

Package
100 µg

Applications

Application Note

*Optimal dilutions/concentrations should be determined by the researcher.

Suggested dilution	Recommended dilution
WB	1 - 2 µg/mL
ICC/IF	2.5 µg/mL
ELISA	Assay dependent

Not tested in other applications.

Calculated MW 79 kDa. ([Note](#))

Properties

Form	Liquid
Buffer	PBS
Preservative	0.02% Sodium azide
Storage	Store as concentrated solution. Centrifuge briefly prior to opening vial. For short-term storage (1-2 weeks), store at 4°C. For long-term storage, aliquot and store at -20°C or below. Avoid multiple freeze-thaw cycles.
Concentration	1 mg/ml (Please refer to the vial label for the specific concentration.)
Immunogen	LIN54 antibody was raised against a 16 amino acid peptide near the carboxy terminus of human LIN54. The immunogen is located within the last 50 amino acids of LIN54.
Purification	Purified by antigen-affinity chromatography
Conjugation	Unconjugated

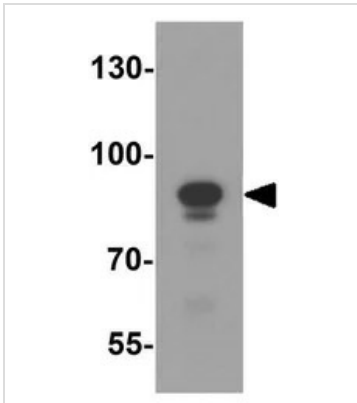
Note

For laboratory research use only. Not for any clinical, therapeutic, or diagnostic use in humans or animals. Not for animal or human consumption.

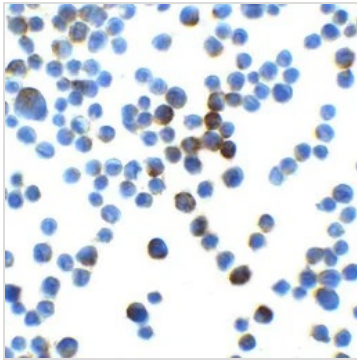
Purchasers shall not, and agree not to enable third parties to, analyze, copy, reverse engineer or otherwise attempt to determine the structure or sequence of the product.



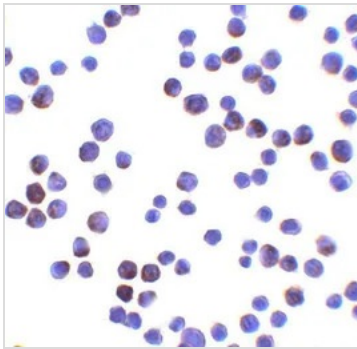
For full product information, images and publications, please visit our [website](#).

DATA IMAGES

GTX31591 WB Image

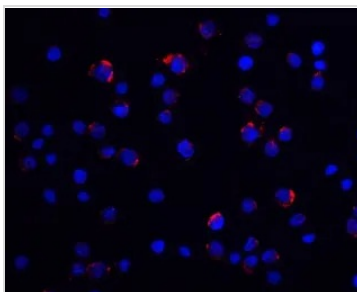
WB analysis of HeLa cell lysate using GTX31591 LIN54 antibody.
Working concentration : 1 µg/ml


GTX31591 ICC/IF Image

ICC/IF analysis of HeLa cells using GTX31591 LIN54 antibody.
Working concentration : 2.5 µg/ml


GTX31591 ICC/IF Image

ICC/IF analysis of HeLa cells using GTX31591 LIN54 antibody.
Working concentration : 10 µg/ml


GTX31591 ICC/IF Image

ICC/IF analysis of HeLa cells using GTX31591 LIN54 antibody.
Working concentration : 20 µg/ml



For full product information, images and publications, please visit our [website](https://www.genetex.com).