

BTK antibody

Cat. No. GTX31694

Host	Rabbit
Clonality	Polyclonal
Isotype	IgG
Applications	WB, ICC/IF, IHC-P, ELISA
Reactivity	Human, Mouse

Package
100 µg

Applications

Application Note

*Optimal dilutions/concentrations should be determined by the researcher.

Suggested dilution	Recommended dilution
WB	0.5 - 2 µg/mL
ICC/IF	10 µg/mL
IHC-P	5 µg/mL
ELISA	Assay dependent

Not tested in other applications.

Calculated MW 76 kDa. ([Note](#))

Properties

Form	Liquid
Buffer	PBS
Preservative	0.02% Sodium azide
Storage	Store as concentrated solution. Centrifuge briefly prior to opening vial. For short-term storage (1-2 weeks), store at 4°C. For long-term storage, aliquot and store at -20°C or below. Avoid multiple freeze-thaw cycles.
Concentration	1 mg/ml (Please refer to the vial label for the specific concentration.)
Immunogen	BTK antibody was raised against a synthetic peptide corresponding to 16 amino acids near the amino-terminus of human BTK. The immunogen is located within amino acids 20 - 70 of BTK.
Purification	Purified by antigen-affinity chromatography
Conjugation	Unconjugated

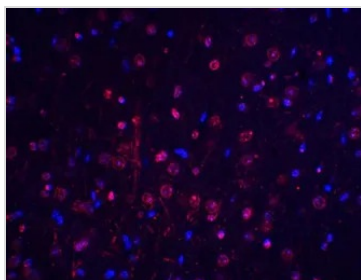


For full product information, images and publications, please visit our [website](#).

For laboratory research use only. Not for any clinical, therapeutic, or diagnostic use in humans or animals. Not for animal or human consumption.

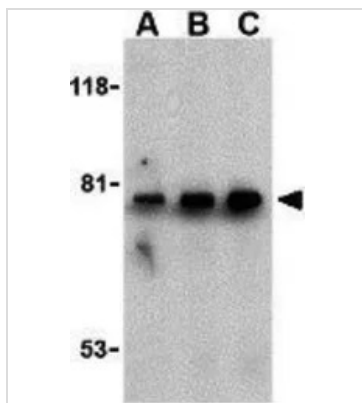
Note

Purchasers shall not, and agree not to enable third parties to, analyze, copy, reverse engineer or otherwise attempt to determine the structure or sequence of the product.

DATA IMAGES

GTX31694 IHC-P Image

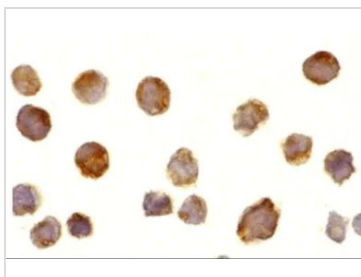
IHC-P analysis of mouse brain tissue using GTX31694 BTK antibody.

Working concentration : 20 µg/ml


GTX31694 WB Image

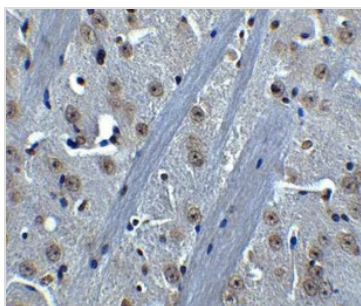
WB analysis of U937 cell lysate using GTX31694 BTK antibody.

Working concentration : (A) 0.5, (B) 1, and (C) 2 µg/ml


GTX31694 ICC/IF Image

ICC/IF analysis of Daudi cells using GTX31694 BTK antibody.

Working concentration : 10 µg/ml


GTX31694 IHC-P Image

IHC-P analysis of mouse brain tissue using GTX31694 BTK antibody.

Working concentration : 5 µg/ml



For full product information, images and publications, please visit our [website](https://www.genetex.com).