

Rb (phospho Ser780) antibody

Cat. No. GTX32254

Host	Rabbit
Clonality	Polyclonal
Isotype	IgG
Applications	WB, ICC/IF, IHC-P
Reactivity	Human

Package
100 µl

Applications

Application Note

*Optimal dilutions/concentrations should be determined by the researcher.

Suggested dilution	Recommended dilution
WB	1:500 - 1:1000
ICC/IF	1:100 - 1:500
IHC-P	1:100 - 1:200

Not tested in other applications.

Calculated MW 106 kDa. ([Note](#))

Properties

Form	Liquid
Buffer	0.42% Potassium Phosphate, 0.87% NaCl, 30% Glycerol
Preservative	0.01% Sodium azide
Storage	Store as concentrated solution. Centrifuge briefly prior to opening vial. For short-term storage (1-2 weeks), store at 4°C. For long-term storage, aliquot and store at -20°C or below. Avoid multiple freeze-thaw cycles.
Concentration	Batch dependent (Please refer to the vial label for the specific concentration.)
Immunogen	KLH-conjugated synthetic peptide encompassing a sequence within the C-term region of Rb. The exact sequence is proprietary.
Purification	Purified by antigen-affinity chromatography
Conjugation	Unconjugated

Note

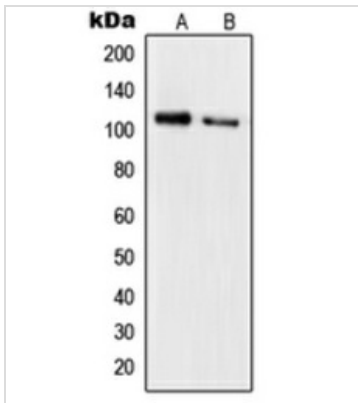
For laboratory research use only. Not for any clinical, therapeutic, or diagnostic use in humans or animals. Not for animal or human consumption.

Purchasers shall not, and agree not to enable third parties to, analyze, copy, reverse engineer or otherwise attempt to determine the structure or sequence of the product.



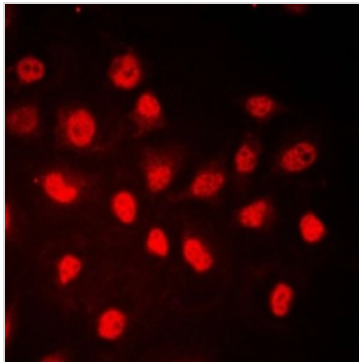
For full product information, images and publications, please visit our [website](#).

DATA IMAGES



GTX32254 WB Image

WB analysis of FBS-treated Jurkat (A), HeLa (B) whole cell lysates using GTX32254 Rb (phospho Ser780) antibody.



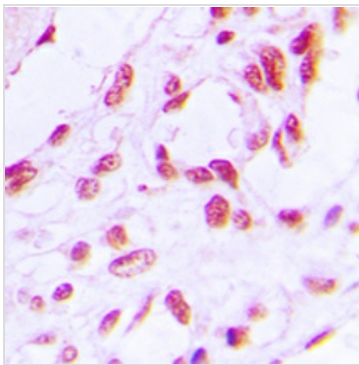
GTX32254 ICC/IF Image

ICC/IF analysis of formalin-fixed HeLa cells using GTX32254 Rb (phospho Ser780) antibody.

Red : Primary antibody

Blue : DAPI

Permeabilization : 0.1% Triton X-100 in TBS for 5-10 minutes



GTX32254 IHC-P Image

IHC-P analysis of formalin fixed human breast cancer tissue section using GTX32254 Rb (phospho Ser780) antibody.

Antigen retrieval : Heat mediated antigen retrieval with sodium citrate buffer (pH 6.0)



For full product information, images and publications, please visit our [website](https://www.genetex.com).