

# DGUOK antibody

**Cat. No. GTX32559**

<b>Host</b>	Rabbit
<b>Clonality</b>	Polyclonal
<b>Isotype</b>	IgG
<b>Applications</b>	WB, IHC-P
<b>Reactivity</b>	Human, Mouse, Rat

**Package**  
100 µl

## Applications

### Application Note

\*Optimal dilutions/concentrations should be determined by the researcher.

Suggested dilution	Recommended dilution
WB	1:500 - 1:2000
IHC-P	1:50 - 1:200

Not tested in other applications.

**Calculated MW** 32 kDa. ( [Note](#) )

## Properties

<b>Form</b>	Liquid
<b>Buffer</b>	PBS, 50% Glycerol
<b>Preservative</b>	0.02% Sodium azide
<b>Storage</b>	Store as concentrated solution. Centrifuge briefly prior to opening vial. For short-term storage (1-2 weeks), store at 4°C. For long-term storage, aliquot and store at -20°C or below. Avoid multiple freeze-thaw cycles.
<b>Concentration</b>	Batch dependent (Please refer to the vial label for the specific concentration.)
<b>Immunogen</b>	Recombinant fusion protein containing a sequence corresponding to amino acids 40-277 of human DGUOK (NP_550438.1).
<b>Purification</b>	Purified by affinity chromatography
<b>Conjugation</b>	Unconjugated

**Note**

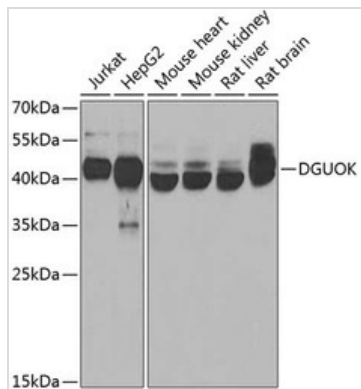
For laboratory research use only. Not for any clinical, therapeutic, or diagnostic use in humans or animals. Not for animal or human consumption.

Purchasers shall not, and agree not to enable third parties to, analyze, copy, reverse engineer or otherwise attempt to determine the structure or sequence of the product.



For full product information, images and publications, please visit our [website](#).

## DATA IMAGES

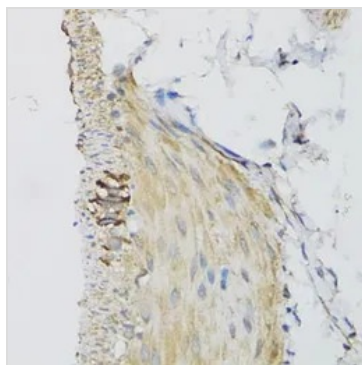


### GTX32559 WB Image

WB analysis of various sample lysates using GTX32559 DGUOK antibody.

Dilution : 1:1000

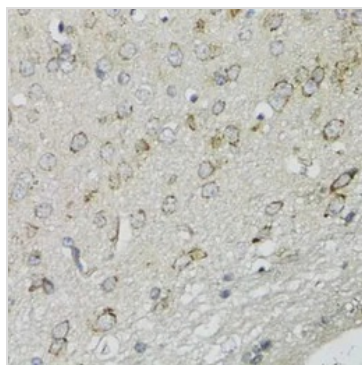
Loading : 25µg per lane



### GTX32559 IHC-P Image

IHC-P analysis of mouse stomach tissue using GTX32559 DGUOK antibody.

Dilution : 1:100



### GTX32559 IHC-P Image

IHC-P analysis of mouse brain tissue using GTX32559 DGUOK antibody.

Dilution : 1:100



For full product information, images and publications, please visit our [website](https://www.genetex.com).