PPP1CB antibody

Cat. No. GTX32804

Host	Rabbit
Clonality	Polyclonal
Isotype	IgG
Applications	WB, ICC/IF, IHC-P
Reactivity	Human, Mouse, Rat

Package
100 µl

Applications

Application Note

*Optimal dilutions/concentrations should be determined by the researcher.

Suggested dilution	Recommended dilution
WB	1:500 - 1:2000
ICC/IF	1:50 - 1:200
IHC-P	1:50 - 1:200

Not tested in other applications.

Calculated MW	37 kDa. (Note)

Properties

Form	Liquid
Buffer	PBS, 50% Glycerol
Preservative	0.02% Sodium azide
Storage	Store as concentrated solution. Centrifuge briefly prior to opening vial. For short-term storage (1-2 weeks), store at 4°C. For long-term storage, aliquot and store at -20°C or below. Avoid multiple freeze-thaw cycles.
Concentration	Batch dependent (Please refer to the vial label for the specific concentration.)
Immunogen	Recombinant fusion protein containing a sequence corresponding to amino acids 1-327 of human PPP1CB (NP_002700.1).
Purification	Purified by affinity chromatography
Conjugation	Unconjugated
Note	For laboratory research use only. Not for any clinical, therapeutic, or diagnostic use in humans or animals. Not for animal or human consumption. Purchasers shall not, and agree not to enable third parties to, analyze, copy, reverse engineer or otherwise attempt to determine the structure or sequence of the product.

For full product information, images and publications, please visit our website.

GeneTex, Inc. (North America)
1-877-436-3839 (Toll-free) 1-949-309-2888 sales@genetex.com
GeneTex International Corporation (Global)
886-3-6208988 886-3-6208989 infoasia@genetex.com

© 2018 GeneTex Inc. All rights reserved.

DATA IMAGES

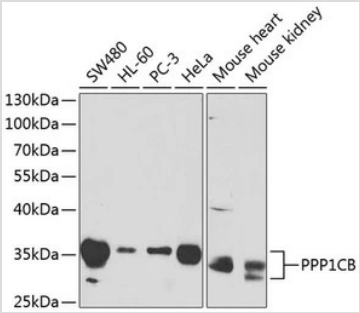

GTX32804 WB Image

WB analysis of various sample lysates using GTX32804 PPP1CB antibody.
Dilution : 1:1000
Loading : 25µg per lane

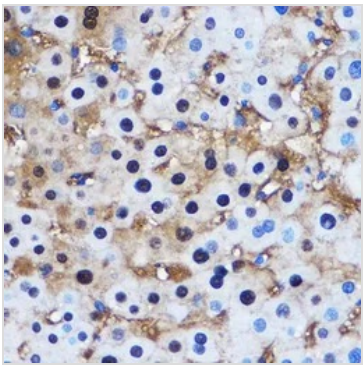

GTX32804 IHC-P Image

IHC-P analysis of human liver tissue using GTX32804 PPP1CB antibody.
Dilution : 1:100

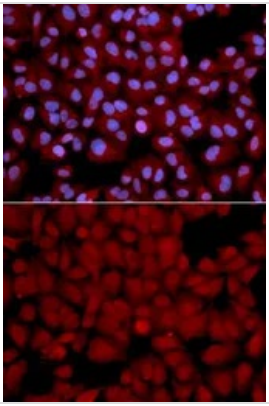

GTX32804 ICC/IF Image

ICC/IF analysis of U2OS cells using GTX32804 PPP1CB antibody.
Blue : DAPI

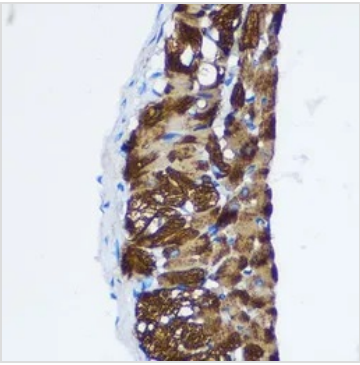

GTX32804 IHC-P Image

IHC-P analysis of rat lung tissue using GTX32804 PPP1CB antibody.
Dilution : 1:100

For full product information, images and publications, please visit our website.

GeneTex, Inc. (North America)
1-877-436-3839 (Toll-free) 1-949-309-2888 sales@genetex.com
GeneTex International Corporation (Global)
886-3-6208988 886-3-6208989 infoasia@genetex.com

© 2018 GeneTex Inc. All rights reserved.