SULT2B1 antibody

Cat. No. GTX32904

Host	Rabbit
Clonality	Polyclonal
Isotype	IgG
Applications	WB, ICC/IF, IHC-P
Reactivity	Human, Mouse, Rat

References (1)
Package
100 µl

Applications

Application Note

*Optimal dilutions/concentrations should be determined by the researcher.

Suggested dilution	Recommended dilution
WB	1:500 - 1:2000
ICC/IF	1:50 - 1:100
IHC-P	1:50 - 1:200

Not tested in other applications.

Calculated MW 41 kDa. (Note)

Properties

Form	Liquid
Buffer	PBS, 50% Glycerol
Preservative	0.02% Sodium azide
Storage	Store as concentrated solution. Centrifuge briefly prior to opening vial. For short-term storage (1-2 weeks), store at 4°C. For long-term storage, aliquot and store at -20°C or below. Avoid multiple freeze-thaw cycles.
Concentration	Batch dependent (Please refer to the vial label for the specific concentration.)
Immunogen	Recombinant fusion protein containing a sequence corresponding to amino acids 1-365 of human SULT2B1 (NP_814444.1).
Purification	Purified by affinity chromatography
Conjugation	Unconjugated
Note	For laboratory research use only. Not for any clinical, therapeutic, or diagnostic use in humans or animals. Not for animal or human consumption. Purchasers shall not, and agree not to enable third parties to, analyze, copy, reverse engineer or otherwise attempt to determine the structure or sequence of the product.

For full product information, images and publications, please visit our website.

GeneTex, Inc. (North America)
1-877-436-3839 (Toll-free) 1-949-309-2888 sales@genetex.com
GeneTex International Corporation (Global)
886-3-6208988 886-3-6208989 infoasia@genetex.com

© 2018 GeneTex Inc. All rights reserved.

DATA IMAGES

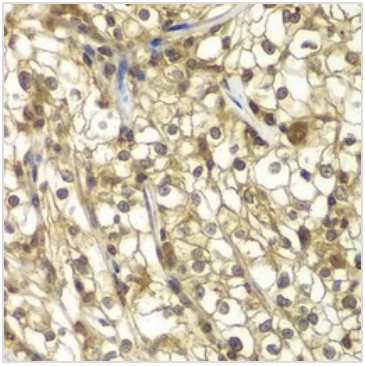

GTX32904 IHC-P Image

IHC-P analysis of human kidney cancer tissue using GTX32904 SULT2B1 antibody.
Dilution : 1:100

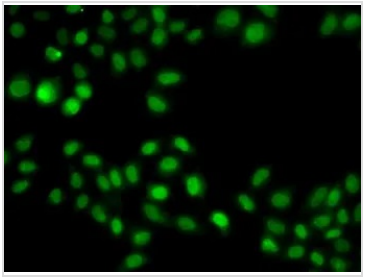

GTX32904 ICC/IF Image

ICC/IF analysis of A549 cells using GTX32904 SULT2B1 antibody.

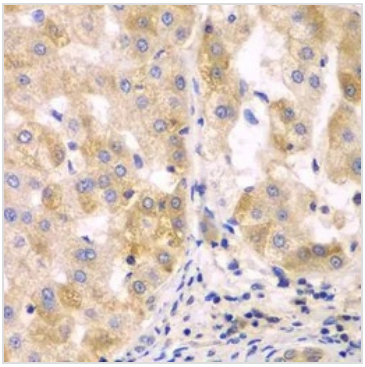

GTX32904 IHC-P Image

IHC-P analysis of human liver cancer tissue using GTX32904 SULT2B1 antibody.
Dilution : 1:100

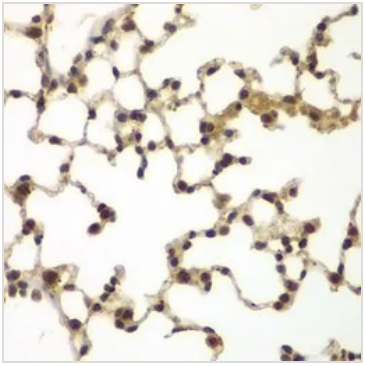

GTX32904 IHC-P Image

IHC-P analysis of mouse lung tissue using GTX32904 SULT2B1 antibody.
Dilution : 1:100

For full product information, images and publications, please visit our website.

GeneTex, Inc. (North America)
1-877-436-3839 (Toll-free) 1-949-309-2888 sales@genetex.com
GeneTex International Corporation (Global)
886-3-6208988 886-3-6208989 infoasia@genetex.com

© 2018 GeneTex Inc. All rights reserved.