

PIP4K2B antibody

Cat. No. GTX33410

Host	Rabbit
Clonality	Polyclonal
Isotype	IgG
Applications	WB, IHC-P
Reactivity	Human, Mouse, Rat

Package
100 µl

Applications

Application Note

*Optimal dilutions/concentrations should be determined by the researcher.

Suggested dilution	Recommended dilution
WB	1:500 - 1:2000
IHC-P	1:100 - 1:200

Not tested in other applications.

Calculated MW 47 kDa. ([Note](#))

Properties

Form	Liquid
Buffer	PBS, 50% Glycerol
Preservative	0.02% Sodium azide
Storage	Store as concentrated solution. Centrifuge briefly prior to opening vial. For short-term storage (1-2 weeks), store at 4°C. For long-term storage, aliquot and store at -20°C or below. Avoid multiple freeze-thaw cycles.
Concentration	Batch dependent (Please refer to the vial label for the specific concentration.)
Immunogen	Recombinant fusion protein containing a sequence corresponding to amino acids 1-270 of human PIP4K2B (NP_003550.1).
Purification	Purified by affinity chromatography
Conjugation	Unconjugated

Note

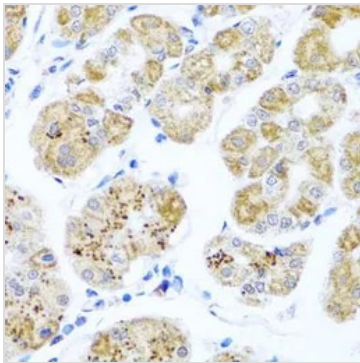
For laboratory research use only. Not for any clinical, therapeutic, or diagnostic use in humans or animals. Not for animal or human consumption.

Purchasers shall not, and agree not to enable third parties to, analyze, copy, reverse engineer or otherwise attempt to determine the structure or sequence of the product.

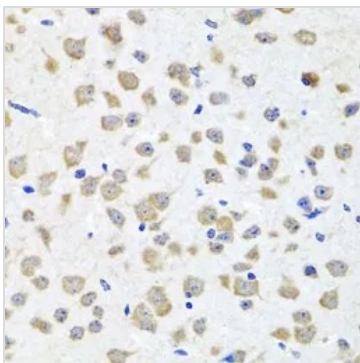


For full product information, images and publications, please visit our [website](#).

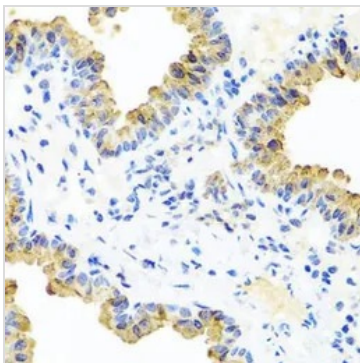
DATA IMAGES


GTX33410 IHC-P Image

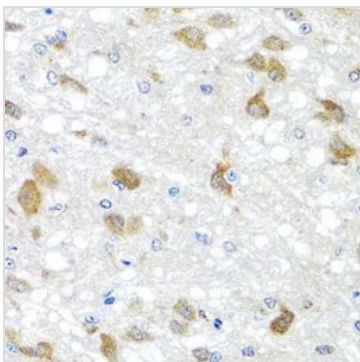
IHC-P analysis of human stomach tissue using GTX33410 PIP4K2B antibody.
Dilution : 1:100


GTX33410 IHC-P Image

IHC-P analysis of mouse brain tissue using GTX33410 PIP4K2B antibody.
Dilution : 1:100


GTX33410 IHC-P Image

IHC-P analysis of mouse lung tissue using GTX33410 PIP4K2B antibody.
Dilution : 1:100


GTX33410 IHC-P Image

IHC-P analysis of rat brain tissue using GTX33410 PIP4K2B antibody.
Dilution : 1:100



For full product information, images and publications, please visit our [website](https://www.genetex.com).