

Histone H2A.Z (Acetyl Lys7) antibody [RM222]

Cat. No. GTX33592

Host	Rabbit
Clonality	Monoclonal
Isotype	IgG
Applications	WB, ICC/IF, ELISA
Reactivity	Human

Package
100 µg

Applications

Application Note

*Optimal dilutions/concentrations should be determined by the researcher.

Suggested dilution	Recommended dilution
WB	0.5 µg/mL - 2 µg/mL
ICC/IF	1 µg/mL - 2 µg/mL
ELISA	0.2 µg/mL - 1 µg/mL

Not tested in other applications.

Calculated MW 14 kDa. ([Note](#))**Product Note** This antibody reacts to Histone H2A.Z acetylated at Lysine 7 (K7ac). No cross reactivity with non-modified Lysine 7 or other acetylated Lysines in histone H2A.

Properties

Form	Liquid
Buffer	PBS, 1% BSA, 50% Glycerol
Preservative	0.09% Sodium azide
Storage	Store as concentrated solution. Centrifuge briefly prior to opening vial. For short-term storage (1-2 weeks), store at 4°C. For long-term storage, aliquot and store at -20°C or below. Avoid multiple freeze-thaw cycles.
Concentration	Batch dependent (Please refer to the vial label for the specific concentration.)
Immunogen	An acetyl-peptide corresponding to Acetyl-Histone H2A.Z (Lys7).
Purification	Protein A purified From tissue culture supernatant
Conjugation	Unconjugated



For full product information, images and publications, please visit our [website](#).

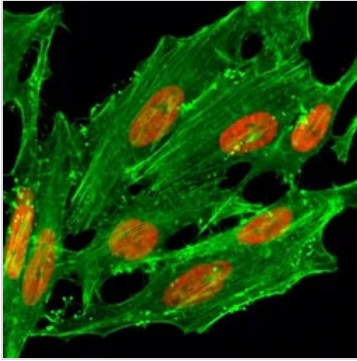
Date 2025 / 07 / 17 Page 1 of 2

For laboratory research use only. Not for any clinical, therapeutic, or diagnostic use in humans or animals. Not for animal or human consumption.

Note

Purchasers shall not, and agree not to enable third parties to, analyze, copy, reverse engineer or otherwise attempt to determine the structure or sequence of the product.

DATA IMAGES

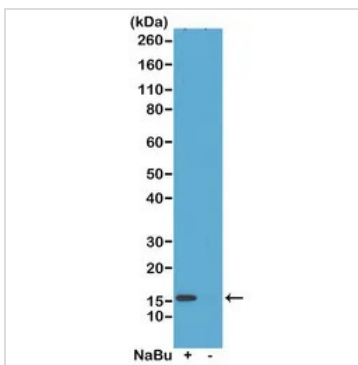


GTX33592 ICC/IF Image

ICC/IF analysis of HeLa cells treated with sodium butyrate using GTX33592 Histone H2A.Z (Acetyl Lys7) antibody [RM222].

Red : Primary antibody

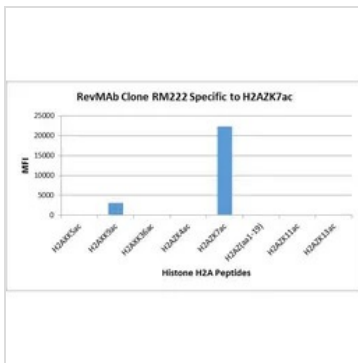
Green : Actin



GTX33592 WB Image

WB analysis of acid extracts from HeLa cells treated (+) or untreated (-) with sodium butyrate using GTX33592 Histone H2A.Z (Acetyl Lys7) antibody [RM222].

Dilution : 0.5µg/ml



GTX33592 Image

The GTX33592 reacts to Histone H2A.Z acetylated at Lysine 7 (K7ac). No cross reactivity with non-modified Lysine 7 or other acetylated Lysines in histone H2A.



For full product information, images and publications, please visit our [website](https://www.genetex.com).