

# Ghrelin antibody

**Cat. No. GTX33964**

<b>Host</b>	Rabbit
<b>Clonality</b>	Polyclonal
<b>Isotype</b>	IgG
<b>Applications</b>	WB, IHC-P
<b>Reactivity</b>	Human

**Package**  
100 µl

## Applications

### Application Note

\*Optimal dilutions/concentrations should be determined by the researcher.

Suggested dilution	Recommended dilution
WB	1:500-1:2000
IHC-P	1:100-1:300

Not tested in other applications.

**Calculated MW** 13 kDa. ( [Note](#) )

## Properties

<b>Form</b>	Liquid
<b>Buffer</b>	PBS, 0.5% BSA, 50% Glycerol
<b>Preservative</b>	0.02% Sodium azide
<b>Storage</b>	Store as concentrated solution. Centrifuge briefly prior to opening vial. For short-term storage (1-2 weeks), store at 4°C. For long-term storage, aliquot and store at -20°C or below. Avoid multiple freeze-thaw cycles.
<b>Concentration</b>	1 mg/ml (Please refer to the vial label for the specific concentration.)
<b>Immunogen</b>	Synthesized peptide derived from human Ghrelin.
<b>Purification</b>	Purified by antigen-affinity chromatography From serum
<b>Conjugation</b>	Unconjugated

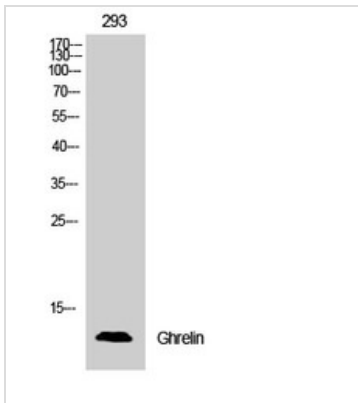
### Note

For laboratory research use only. Not for any clinical, therapeutic, or diagnostic use in humans or animals. Not for animal or human consumption.

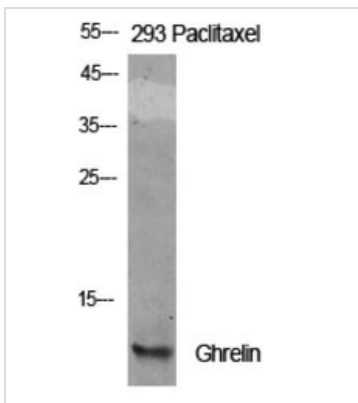
Purchasers shall not, and agree not to enable third parties to, analyze, copy, reverse engineer or otherwise attempt to determine the structure or sequence of the product.



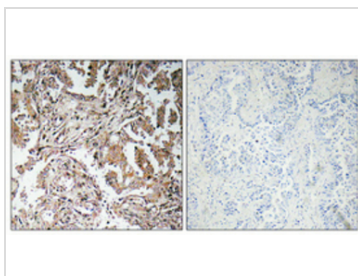
For full product information, images and publications, please visit our [website](#).

**DATA IMAGES**

**GTX33964 WB Image**

WB analysis of 293 cell lysate using GTX33964 Ghrelin antibody.


**GTX33964 WB Image**

WB analysis of 293 cell lysate using GTX33964 Ghrelin antibody.


**GTX33964 IHC-P Image**

IHC-P analysis of human lung cancer tissue using GTX33964 Ghrelin antibody. Negative control (the lower left coner) was secondary antibody only.

Antigen retrieval : Tris-EDTA, pH8.0 under high-pressure and temperature

Dilution : 1:100



For full product information, images and publications, please visit our [website](https://www.genetex.com).