

ARALAR antibody

Cat. No. GTX34202

Host	Rabbit
Clonality	Polyclonal
Isotype	IgG
Applications	WB, IHC-P
Reactivity	Human

Package
100 µl

Applications

Application Note

*Optimal dilutions/concentrations should be determined by the researcher.

Suggested dilution	Recommended dilution
WB	1:500-1:2000
IHC-P	1:100-1:300

Not tested in other applications.

Calculated MW 75 kDa. ([Note](#))

Properties

Form	Liquid
Buffer	PBS, 0.5% BSA, 50% Glycerol
Preservative	0.02% Sodium azide
Storage	Store as concentrated solution. Centrifuge briefly prior to opening vial. For short-term storage (1-2 weeks), store at 4°C. For long-term storage, aliquot and store at -20°C or below. Avoid multiple freeze-thaw cycles.
Concentration	1 mg/ml (Please refer to the vial label for the specific concentration.)
Immunogen	Synthesized peptide derived from human ARALAR at 360-440 aa, Internal.
Purification	Purified by antigen-affinity chromatography From serum
Conjugation	Unconjugated

Note

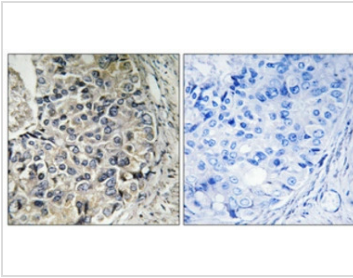
For laboratory research use only. Not for any clinical, therapeutic, or diagnostic use in humans or animals. Not for animal or human consumption.

Purchasers shall not, and agree not to enable third parties to, analyze, copy, reverse engineer or otherwise attempt to determine the structure or sequence of the product.



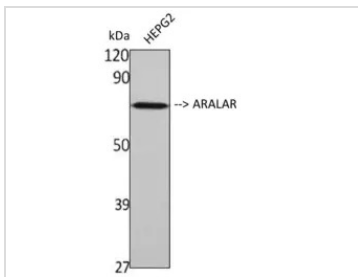
For full product information, images and publications, please visit our [website](#).

DATA IMAGES



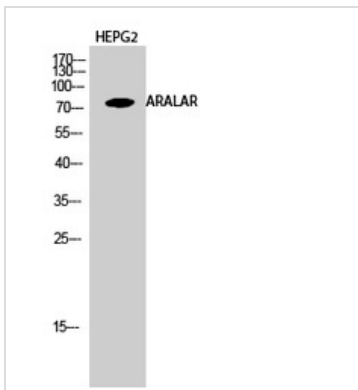
GTx34202 IHC-P Image

IHC-P analysis of human prostate carcinoma tissue using GTx34202 ARALAR antibody. The picture on the right is blocked with the synthesized peptide.



GTx34202 WB Image

WB analysis of HepG2 cell lysate using GTx34202 ARALAR antibody.



GTx34202 IHC-P Image

IHC-P analysis of human prostate cancer tissue using GTx34202 ARALAR antibody. Negative control (the lower left corner) was secondary antibody only.

Antigen retrieval : Tris-EDTA, pH8.0 under high-pressure and temperature

Dilution : 1:100



For full product information, images and publications, please visit our [website](https://www.genetex.com).