

CD69 antibody

Cat. No. GTX37447

Host	Rabbit
Clonality	Polyclonal
Isotype	IgG
Applications	WB, IHC-P, IHC-Fr
Reactivity	Human, Mouse, Rat, Guinea pig

References (4)

Package

100 µg

Applications

Application Note

*Optimal dilutions/concentrations should be determined by the researcher.

Suggested dilution	Recommended dilution
WB	1:200-2000
IHC-P	1:50-400
IHC-Fr	Assay dependent

Not tested in other applications.

Calculated MW 23 kDa. ([Note](#))

Product Note KO/KD validation is based on published data (PMID: 27876794).

Properties

Form	Liquid
Buffer	PBS
Preservative	0.02% Sodium azide
Storage	Store as concentrated solution. Centrifuge briefly prior to opening vial. For short-term storage (1-2 weeks), store at 4°C. For long-term storage, aliquot and store at -20°C or below. Avoid multiple freeze-thaw cycles.
Concentration	0.5 mg/ml (Please refer to the vial label for the specific concentration.)
Immunogen	KLH conjugated synthetic peptide derived from human CD69.
Purification	Purified by antigen-affinity chromatography
Conjugation	Unconjugated



For full product information, images and publications, please visit our [website](#).

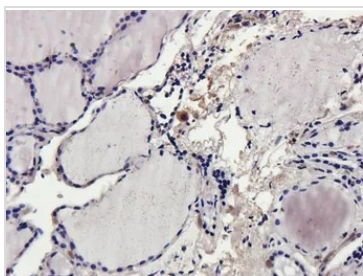
Date 2026 / 01 / 11 Page 1 of 2

For laboratory research use only. Not for any clinical, therapeutic, or diagnostic use in humans or animals. Not for animal or human consumption.

Note

Purchasers shall not, and agree not to enable third parties to, analyze, copy, reverse engineer or otherwise attempt to determine the structure or sequence of the product.

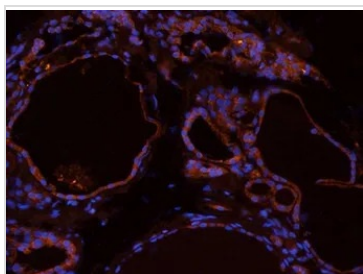
DATA IMAGES



GTX37447 IHC-P Image

IHC-P analysis of human thyroid cancer tissue using GTX37447 CD69 antibody.

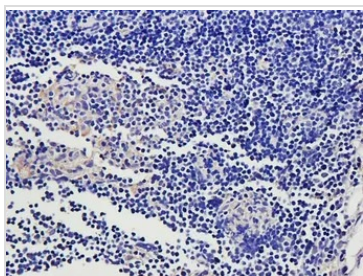
Dilution : 2.5µg/ml



GTX37447 IHC-Fr Image

IHC-Fr analysis of human thyroid cancer tissue using GTX37447 CD69 antibody.

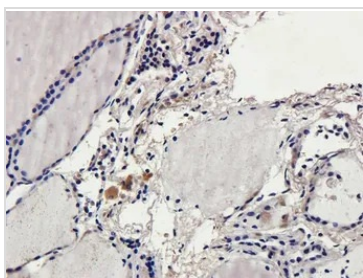
Dilution : 2.5µg/ml



GTX37447 IHC-P Image

IHC-P analysis of guinea pig lymph node tissue using GTX37447 CD69 antibody.

Dilution : 2.5µg/ml



GTX37447 IHC-P Image

IHC-P analysis of human thyroid cancer tissue using GTX37447 CD69 antibody.

Dilution : 2.5µg/ml



For full product information, images and publications, please visit our [website](https://www.genetex.com).