

CTGF antibody

Cat. No. GTX37727

Host	Rabbit
Clonality	Polyclonal
Isotype	IgG
Applications	WB, IHC-P
Reactivity	Human, Mouse, Rat

References (1)

Package

100 µg

Applications

Application Note

*Optimal dilutions/concentrations should be determined by the researcher.

Suggested dilution	Recommended dilution
WB	1:100-500
IHC-P	1:100-800 (based on 0.5 mg/ml)

Not tested in other applications.

Calculated MW 38 kDa. ([Note](#))

Properties

Form	Liquid
Buffer	PBS
Preservative	0.02% Sodium azide
Storage	Store as concentrated solution. Centrifuge briefly prior to opening vial. For short-term storage (1-2 weeks), store at 4°C. For long-term storage, aliquot and store at -20°C or below. Avoid multiple freeze-thaw cycles.
Concentration	0.5 mg/ml (Please refer to the vial label for the specific concentration.)
Immunogen	KLH conjugated synthetic peptide between 144-159 amino acids from human CTGF.
Purification	Purified by antigen-affinity chromatography
Conjugation	Unconjugated

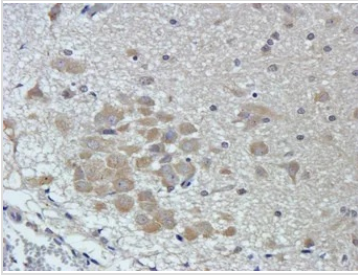
Note

For laboratory research use only. Not for any clinical, therapeutic, or diagnostic use in humans or animals. Not for animal or human consumption.


Purchasers shall not, and agree not to enable third parties to, analyze, copy, reverse engineer or otherwise attempt to determine the structure or sequence of the product.



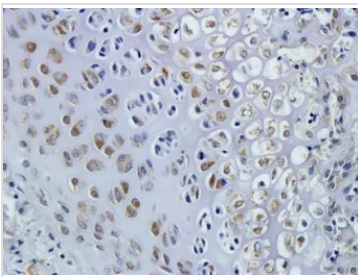
For full product information, images and publications, please visit our [website](#).

DATA IMAGES

GTX37727 IHC-P Image

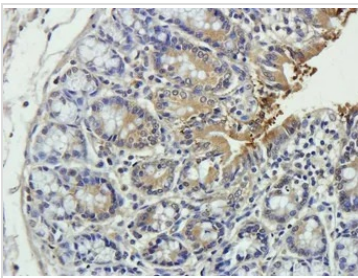
IHC-P analysis of rat brain tissue using GTX37727 CTGF antibody.
Dilution : 2.5µg/ml


GTX37727 WB Image

WB analysis of rat thymus (Lane 1), mouse brain (Lane 2), HeLa cell (Lane 3) lysates using GTX37727 CTGF antibody.
Dilution : 1µg/ml


GTX37727 IHC-P Image

IHC-P analysis of mouse bone marrow tissue using GTX37727 CTGF antibody.
Dilution : 2.5µg/ml


GTX37727 IHC-P Image

IHC-P analysis of rat large intestines tissue using GTX37727 CTGF antibody.
Dilution : 2.5µg/ml



For full product information, images and publications, please visit our [website](https://www.genetex.com).