

SF3A1 antibody, N-term

Cat. No. GTX47357

Host	Rabbit
Clonality	Polyclonal
Isotype	IgG
Applications	WB, ICC/IF, IHC-P
Reactivity	Human

Package

50 µg

Applications

Application Note

*Optimal dilutions/concentrations should be determined by the researcher.

Suggested dilution	Recommended dilution
WB	0.2-2.5 ug/ml
ICC/IF	Assay dependent
IHC-P	2-10 ug/ml

Not tested in other applications.

Calculated MW 89 kDa. ([Note](#))

Properties

Form	Liquid
Buffer	PBS, 2% Sucrose
Preservative	0.09% Sodium azide
Storage	Store as concentrated solution. Centrifuge briefly prior to opening vial. For short-term storage (1-2 weeks), store at 4°C. For long-term storage, aliquot and store at -20°C or below. Avoid multiple freeze-thaw cycles.
Concentration	0.5-1 mg/ml (Please refer to the vial label for the specific concentration.)
Immunogen	A synthetic peptide corresponding to a N-terminal region of Human SF3A1
Purification	Affinity Purified
Conjugation	Unconjugated

Note

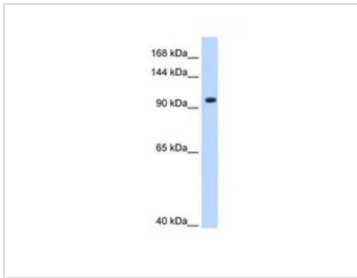
For laboratory research use only. Not for any clinical, therapeutic, or diagnostic use in humans or animals. Not for animal or human consumption.

Purchasers shall not, and agree not to enable third parties to, analyze, copy, reverse engineer or otherwise attempt to determine the structure or sequence of the product.



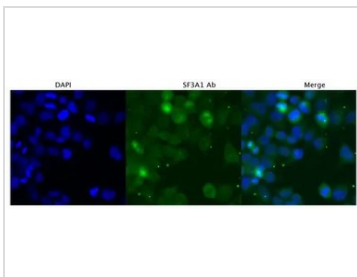
For full product information, images and publications, please visit our [website](#).

DATA IMAGES



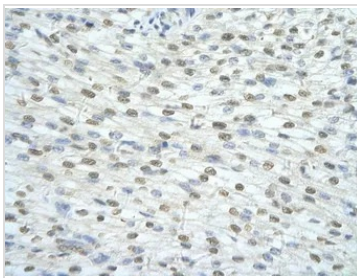
GTX47357 WB Image

WB analysis of human B lymphoblast cells using GTX47357 SF3A1 antibody at 0.2-1 μ g/ml.



GTX47357 ICC/IF Image

ICC/IF analysis of HeLa cells using GTX47357 SF3A1 antibody at 1:250. Left to right : DAPI, SF3A1, merge. Fix cells using 4% PFA for 30 mins. Wash 3x with permeabilizing wash buffer (PBS+0.3% Tx-100). Block with 5% goat serum, 1% BSA, and 0.2% fish gelatin. Incubate at 4 °C overnight.



GTX47357 IHC-P Image

IHC-P analysis of human heart tissue using GTX47357 SF3A1 antibody at 4.0-8.0 μ g/ml.



For full product information, images and publications, please visit our [website](https://www.genetex.com).