

## NFkB p105 (phospho Ser927) antibody

Cat. No. GTX50324

Host	Rabbit
Clonality	Polyclonal
Isotype	IgG
Applications	WB, ICC/IF, IHC-P
Reactivity	Human

Package  
100 µl

## Applications

## Application Note

\*Optimal dilutions/concentrations should be determined by the researcher.

Suggested dilution	Recommended dilution
WB	1:500-1:1000
ICC/IF	1:100-1:200
IHC-P	1:50-1:100

Not tested in other applications.

Calculated MW 105 kDa. ([Note](#))

## Properties

Form	Liquid
Buffer	PBS, 150mM NaCl, 50% Glycerol
Preservative	0.02% Sodium azide
Storage	Store as concentrated solution. Centrifuge briefly prior to opening vial. For short-term storage (1-2 weeks), store at 4°C. For long-term storage, aliquot and store at -20°C or below. Avoid multiple freeze-thaw cycles.
Concentration	1 mg/ml (Please refer to the vial label for the specific concentration.)
Immunogen	Peptide sequence around phosphorylation site of serine 927 (C-D-S(p)-G-V) derived from human NFkB p105.
Purification	Purified by antigen-affinity chromatography. Non-phospho specific antibodies were removed by chromatography using non-phosphopeptide.
Conjugation	Unconjugated

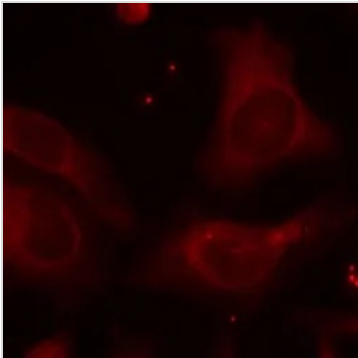
## Note

For laboratory research use only. Not for any clinical, therapeutic, or diagnostic use in humans or animals. Not for animal or human consumption.

Purchasers shall not, and agree not to enable third parties to, analyze, copy, reverse engineer or otherwise attempt to determine the structure or sequence of the product.

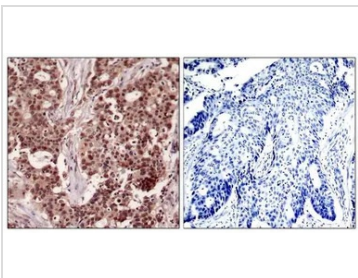
For full product information, images and publications, please visit our [website](#).

## DATA IMAGES



### GTX50324 ICC/IF Image

ICC/IF analysis of methanol-fixed HeLa cells using GTX50324 NFkB p105 (phospho Ser927) antibody.

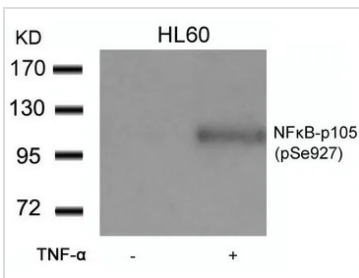


### GTX50324 IHC-P Image

IHC-P analysis of human breast carcinoma tissue using GTX50324 NFkB p105 (phospho Ser927) antibody.

Left : Primary antibody

Right : Primary antibody pre-incubated with the antigen specific peptide



### GTX50324 WB Image

WB analysis of extracts from HL-60 cells untreated or treated with TNF-α using GTX50324 NFkB p105 (phospho Ser927) antibody.



For full product information, images and publications, please visit our [website](https://www.genetex.com).